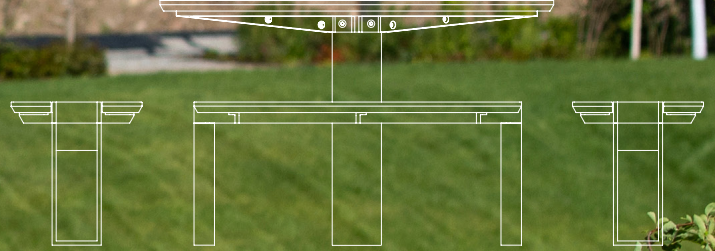




**APEX™** TABLE ENSEMBLE

PRODUCT DATA





# APEX™ TABLE ENSEMBLE

PRODUCT DATA

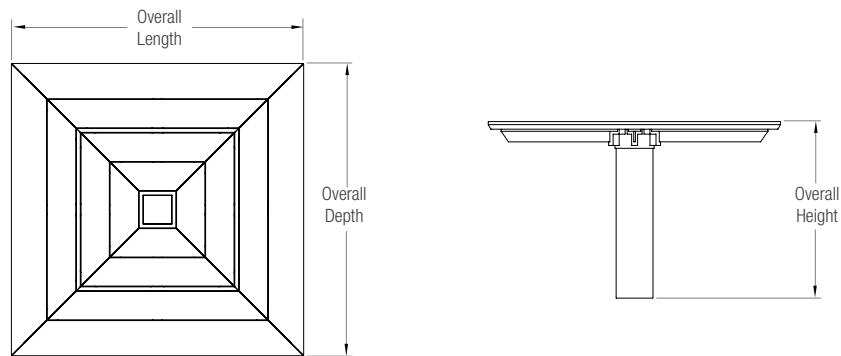
The **Apex Table Ensemble** brings crisp lines and adaptable design options to the al fresco dining experience. Standard configurations include a 48" square table with two or four 40" benches, or three benches for maximum seating and ADA compliance. Tables feature a sleek aluminum pinstripe and unobtrusive pedestal base—offering ample room for up to eight people to dine or gather in comfort. Benches share the pinstripe detail and offer a choice of ends: square for freestanding use or narrow for surface mounting. Bench and table frames are powdercoated aluminum. Bench seats and table tops can be powdercoated aluminum or FSC® 100% Cumaru hardwood slats. At home in many settings, Apex Table Ensembles coordinate beautifully with the rest of the Apex Family.

## MATERIAL & CONSTRUCTION DETAILS

## INSTALLATION & MAINTENANCE

<b>CONFIGURATIONS</b> <ul style="list-style-type: none"> <li>The Apex Table Ensemble can be configured symmetrically with two or four benches, or with three benches as an ADA option. The table is also available as a standalone unit to be used with chairs.</li> <li>Table tops may be specified with or without a center hole to receive a 1.5" (38 mm) - 1.75" (44.5 mm) diameter umbrella pole. When an umbrella hole is specified, a nylon collar and cap are included.</li> <li>Benches can be specified with narrow, surface mounted legs or square, freestanding legs.</li> <li>The Apex Table Ensemble can be used with our Soleris Sunshade.</li> </ul>	<b>SEAT &amp; TABLE SLATS</b> <ul style="list-style-type: none"> <li>Seat and table slats are available in choice of FSC® 100% Cumaru hardwood or powdercoated extruded aluminum.</li> <li>Extruded aluminum slats feature a lightly grooved surface for enhanced appearance and non-slip feel.</li> <li>Aluminum slats are powdercoated. See the Forms+Surfaces Powdercoat chart for details. Custom RAL colors are available for an upcharge.</li> <li>FSC® 100% Cumaru hardwood seat slats have a natural oiled finish that enhances the wood's rich color. (FSC License Code: FSC-C004453)</li> </ul>	<b>INSTALLATION</b> <ul style="list-style-type: none"> <li>The Apex table and benches with narrow legs must be surface mounted. Stainless steel anchors and mounting bolts are sold separately.</li> <li>Apex benches with square legs are freestanding.</li> </ul>
	<b>BENCH &amp; TABLE FRAMES</b> <ul style="list-style-type: none"> <li>Frames are made of aluminum with a powdercoat finish.</li> <li>See the Forms+Surfaces Powdercoat Chart for details. Custom RAL colors are available for an upcharge.</li> <li>Due to the inherent nature of metal castings, gloss powdercoats are not offered for cast components.</li> </ul>	<b>MAINTENANCE</b> <ul style="list-style-type: none"> <li>Metal surfaces can be cleaned as needed using a soft cloth or brush with warm water and a mild detergent. Avoid abrasive cleaners.</li> <li>Cumaru hardwood can be maintained by re-oiling as needed with Penofin® hardwood finish or similar products.</li> </ul>

## NOMINAL DIMENSIONS



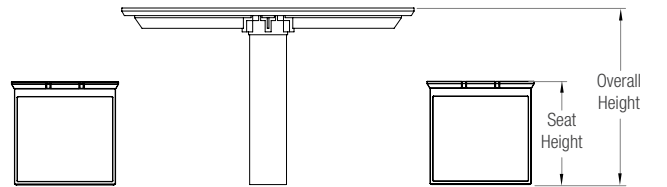
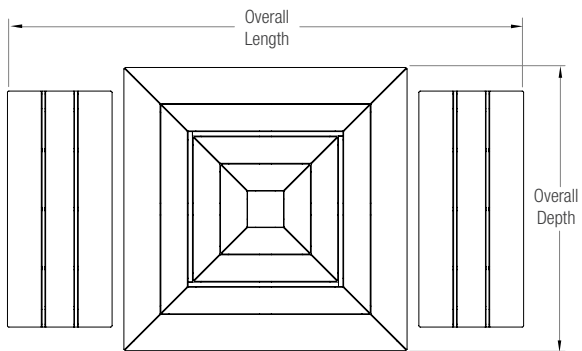
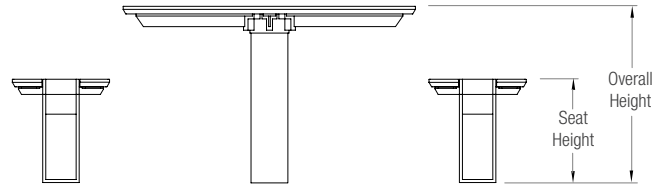
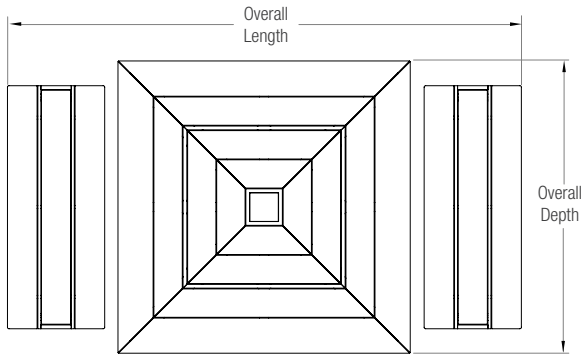
MODEL	OVERALL LENGTH	OVERALL DEPTH	OVERALL HEIGHT	WEIGHT	
				ALUMINUM	CUMARU
STAPX-0BA/C	48" (1,219 mm)	48" (1,219 mm)	29" (737 mm)	151 lbs (68 kg)	138 lbs (63 kg)



**APEX™ TABLE ENSEMBLE**

PRODUCT DATA

**NOMINAL DIMENSIONS (CONTINUED)**



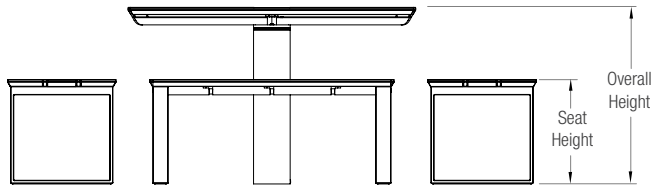
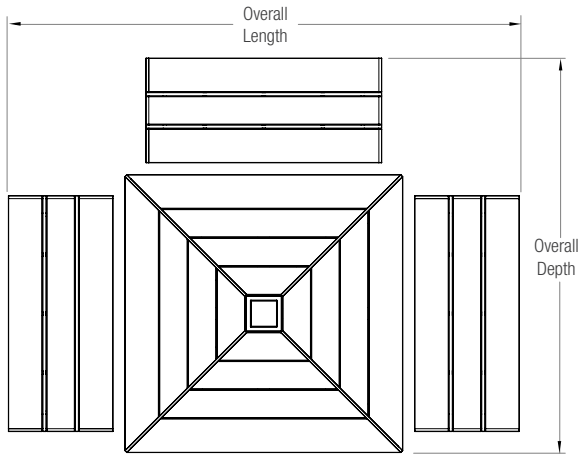
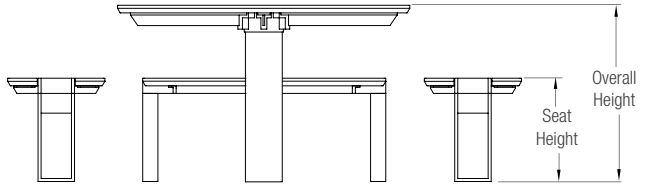
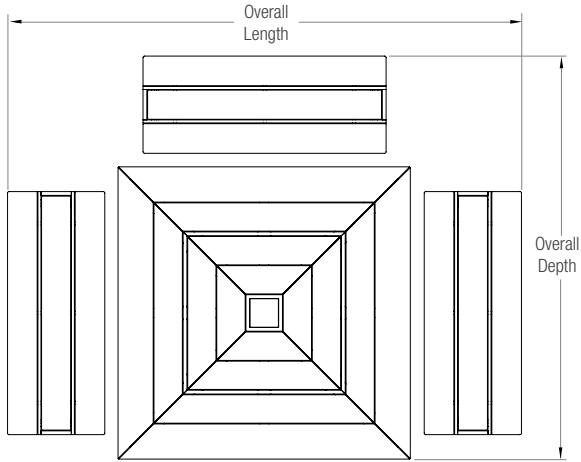
MODEL	OVERALL LENGTH	SEAT LENGTH	OVERALL DEPTH	OVERALL HEIGHT	SEAT HEIGHT	WEIGHT	
						ALUMINUM	CUMARU
STAPX-2BA/C	87" (2,210 mm)	40" (1,016 mm)	48" (1,219 mm)	29" (737 mm)	17" (432 mm)	261 lbs (118 kg)	242 lbs (110 kg)
STAPX-2BQA/C	87" (2,210 mm)	40" (1,016 mm)	48" (1,219 mm)	29" (737 mm)	17" (432 mm)	273 lbs (124 kg)	254 lbs (115 kg)



**APEX™ TABLE ENSEMBLE**

PRODUCT DATA

**NOMINAL DIMENSIONS (CONTINUED)**



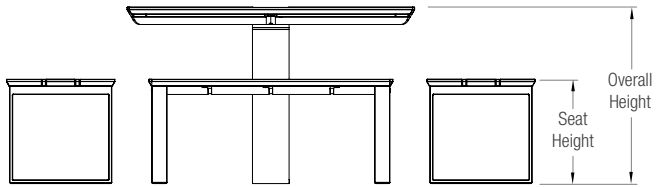
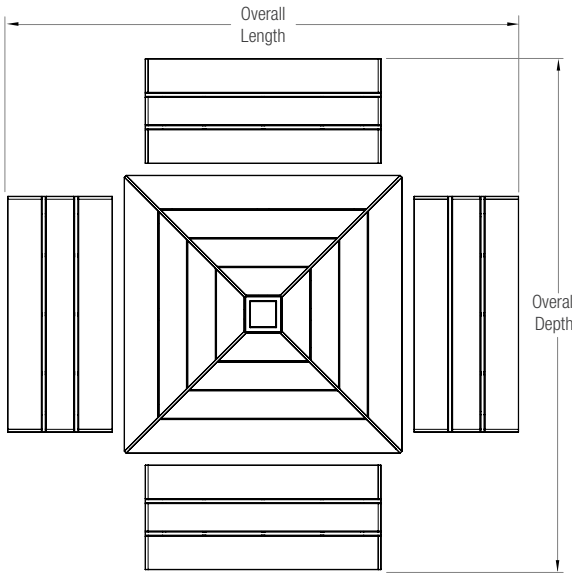
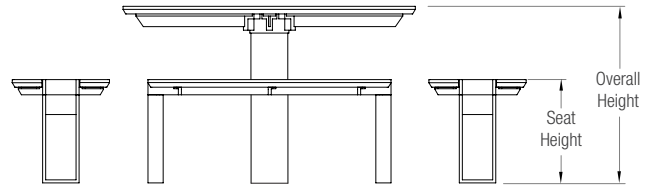
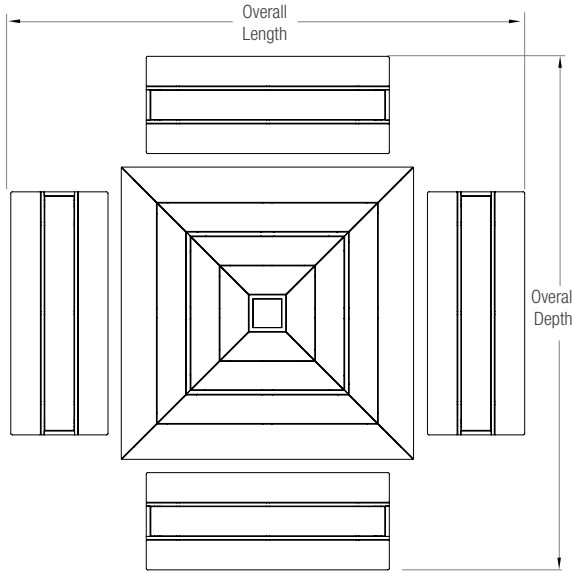
MODEL	OVERALL LENGTH	SEAT LENGTH	OVERALL DEPTH	OVERALL HEIGHT	SEAT HEIGHT	WEIGHT	
						ALUMINUM	CUMARU
STAPX-3BA/C	87" (2,210 mm)	40" (1,016 mm)	67" (1,702 mm)	29" (737 mm)	17" (432 mm)	316 lbs (143 kg)	293 lbs (132 kg)
STAPX-3QBA/C	87" (2,210 mm)	40" (1,016 mm)	67" (1,702 mm)	29" (737 mm)	17" (432 mm)	334 lbs (152 kg)	312 lbs (142 kg)



**APEX™ TABLE ENSEMBLE**

PRODUCT DATA

**NOMINAL DIMENSIONS (CONTINUED)**



MODEL	OVERALL LENGTH	SEAT LENGTH	OVERALL DEPTH	OVERALL HEIGHT	SEAT HEIGHT	WEIGHT	
						ALUMINUM	CUMARU
STAPX-4BA/C	87" (2,210 mm)	40" (1,016 mm)	87" (2,210 mm)	29" (737 mm)	17" (432 mm)	371 lbs (168 kg)	345 lbs (156 kg)
STAPX-4BQA/C	87" (2,210 mm)	40" (1,016 mm)	87" (2,210 mm)	29" (737 mm)	17" (432 mm)	395 lbs (179 kg)	370 lbs (168 kg)



## APEX™ TABLE ENSEMBLE

PRODUCT DATA

### ENVIRONMENTAL CONSIDERATIONS

- Please refer to the Apex Table Ensemble Environmental Data Sheet for detailed environmental impact information.
- Apex aluminum frames have a high recycled content.
- All Apex metal components are fully recyclable.
- All Apex wood is FSC® 100%.
- Standard powdercoat finishes are no-VOC; non-standard powdercoat finishes are no- or low-VOC, depending on color.
- Low maintenance; easy to disassemble.

### MODEL NUMBERS AND DESCRIPTIONS

MODEL	DESCRIPTION
STAPX-0BA	Apex Table, aluminum slats
STAPX-0BC	Apex Table, FSC® 100% Cumaru hardwood slats
STAPX-2BA	Apex Table Ensemble, two surface mount benches with narrow legs, aluminum slats
STAPX-2BC	Apex Table Ensemble, two surface mount benches with narrow legs, FSC® 100% Cumaru hardwood slats
STAPX-2BQA	Apex Table Ensemble, two freestanding benches with square legs, aluminum slats
STAPX-2BQC	Apex Table Ensemble, two freestanding benches with square legs, FSC® 100% Cumaru hardwood slats
STAPX-3BA	Apex Table Ensemble, three surface mount benches with narrow legs, ADA option, aluminum slats
STAPX-3BC	Apex Table Ensemble, three surface mount benches with narrow legs, ADA option, FSC® 100% Cumaru hardwood slats
STAPX-3BQA	Apex Table Ensemble, three freestanding benches with square legs, ADA option, aluminum slats
STAPX-3BQC	Apex Table Ensemble, three freestanding benches with square legs, ADA option, FSC® 100% Cumaru hardwood slats
STAPX-4BA	Apex Table Ensemble, four surface mount benches with narrow legs, aluminum slats
STAPX-4BC	Apex Table Ensemble, four surface mount benches with narrow legs, FSC® 100% Cumaru hardwood slats
STAPX-4BQA	Apex Table Ensemble, four freestanding benches with square legs, aluminum slats
STAPX-4BQC	Apex Table Ensemble, four freestanding benches with square legs, FSC® 100% Cumaru hardwood slats

### PRODUCT OPTIONS

The following options are available for an upcharge

Stainless steel anchors and mounting bolts	Custom RAL powdercoat color
Umbrella hole and sleeve - required for use with the Soleris Sunshade	

**LEAD TIME:** 6 to 8 weeks. Shorter lead times may be available upon request. Please contact us to discuss your specific timing requirements.

**PRICING:** Please contact us at **800.451.0410** or **sales@forms-surfaces.com**. At Forms+Surfaces, we design, manufacture and sell our products directly to you. Our sales team is available to assist you with questions about our products, requests for quotes, and orders. Territory Managers are located worldwide to assist with the front-end specification and quoting process, and our in-house Project Sales Coordinators follow your project through from the time you place an order to shipment.

**TO ORDER SPECIFY:** Quantity, model, powdercoat color for frame, umbrella hole and sleeve. Quote/Order Forms are available on our website to lead you through the specification process in a simple checkbox format.