



RINCON™ PEDESTRIAN

PRODUCT DATA





Rincon Pedestrian Lighting blends a minimalist form, stainless steel construction, and the unparalleled performance of Cree® LEDs. Precision manufacturing gives shape to the 4.5" square profile and creates a virtually seamless appearance. Optional perforated shields add to the fixture's versatility. Coordinating Rincon Bollards and Rincon Pathway Bollards make it easy to carry the Rincon aesthetic across a project.

MATERIAL & CONSTRUCTION DETAILS

INSTALLATION & MAINTENANCE

<p>MATERIALS & FINISHES</p> <ul style="list-style-type: none"> • Head consists of a 0.25" (6.4 mm) thick white-frosted acrylic lens and a cast stainless steel cap. • Body is constructed from 0.06" (1.5 mm) stainless steel, with Satin finish and Ceramiloc treatment. See below for details • For optional powdercoat colors see the Forms+Surfaces Powdercoat Chart. Custom RAL colors are available for an upcharge. • Stainless steel base with a Satin finish or Slate Texture powdercoat finish. • Shields are stainless steel with a Satin finish and measure 35.76" (908 mm) high x 4.18" (106 mm) wide. 	<p>LED LIGHT ENGINE & DRIVER</p> <ul style="list-style-type: none"> • Custom LED light engine with Cree® LEDs. • Features advanced LED technology with 30W, 3000K warm white and 4000K neutral white LEDs. • LED driver includes high efficiency, constant output current, with over-voltage, short circuit, and overload protection. • LED driver input power is 90-305 V. • Driver has 0-10V dimming capabilities. • LED driver certifications include: IP66 (waterproof) enclosure, and Class 2 rated output (UL8750). 	<p>INSTALLATION</p> <ul style="list-style-type: none"> • 0.375" thick stainless steel base plate with stainless steel escutcheon cover. 1/2"-13x18" J-bolt anchors. • Installation of a surge protector as part of each units wiring is recommended. • Stainless steel mounting hardware sold separately. Template available upon request.
<p>SHIELD OPTIONS</p> <ul style="list-style-type: none"> • Optional perforated shields can be specified for 1-4 sides of the fixture. Four standard shield designs are available for an upcharge. Please refer to pages 2 and 3 for details. • Custom shield designs are also available. 		<p>MAINTENANCE</p> <ul style="list-style-type: none"> • Metal surfaces can be cleaned as needed using a soft cloth or brush with warm water and a mild detergent. Avoid abrasive cleaners.

CERAMILOC TREATMENT

Ceramiloc is an invisible surface treatment that offers significantly enhanced protection from weather and graffiti and increases the maintenance ease of stainless steel. Ceramiloc combines ceramic durability with an unparalleled ability to lock out water spots, fingerprints, graffiti and more. Patented technology bonds nano-silica particles to the surface of the stainless steel. The treatment minimally alters the surface appearance of the stainless and offers numerous benefits:

- Easily Cleaned: The Ceramiloc treatment creates a surface that simultaneously resists fingerprints and is easy to clean. Water spots, grease marks and more can be quickly wiped away. It also creates an "anti-graffiti" surface – even permanent marker is easily removed with a clean microfiber towel and water.
- Durable: Ceramiloc-treated materials are abrasion- and scratch-resistant. The treatment is permanent, UV stable, and will not degrade or discolor over time.
- Environmentally Sound: The Ceramiloc treatment is a no-VOC, water-based process. Because Ceramiloc surfaces are so easily maintained, cleaning solutions and maintenance are kept to a minimum.

LIGHT ENGINE DESCRIPTION

LED ENGINE	DESCRIPTION	COLOR TEMPERATURE	LUMINAIRE LUMENS*	B.U.G. RATING	STARTING TEMPERATURE °C
3000K LED	30W custom LED light engine	3000K	2175	B1-U4-G2	-30
4000K LED	30W custom LED light engine	4000K	2175	B1-U4-G2	-30

*LED lumens represent the absolute photometry for the luminaire, and indicates the lumens out of the entire fixture.

NOTE: Polar candela and isofootcandle plots can be found on the Rincon Pedestrian product page on our website.




RINCON™ PEDESTRIAN

PRODUCT DATA

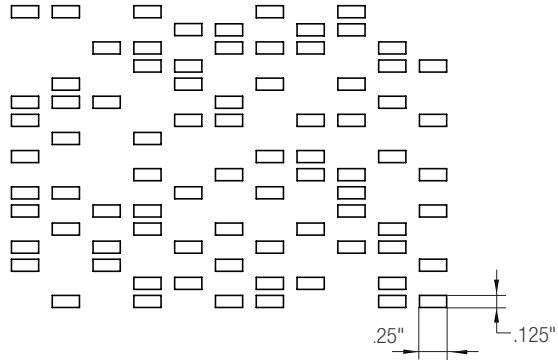
STANDARD SHIELD DESIGNS

Shields can be specified for one, two, three or four sides of the fixture.

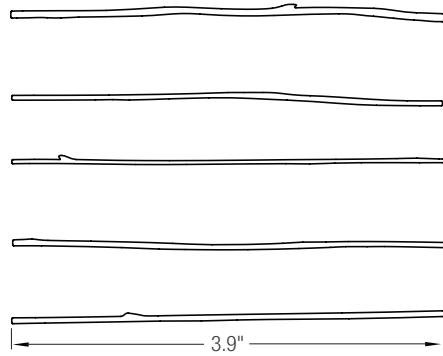

HURON



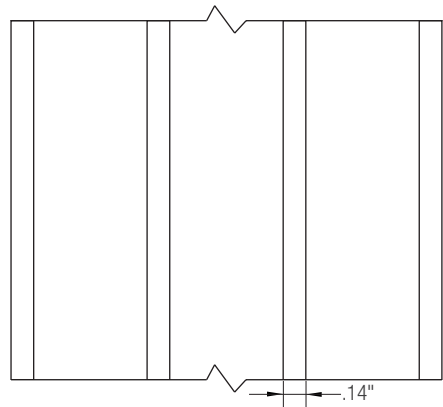

PERFORATION DETAIL



WILLOW



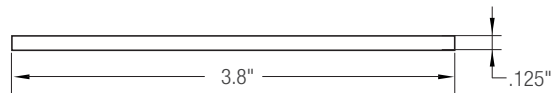


VERTICAL



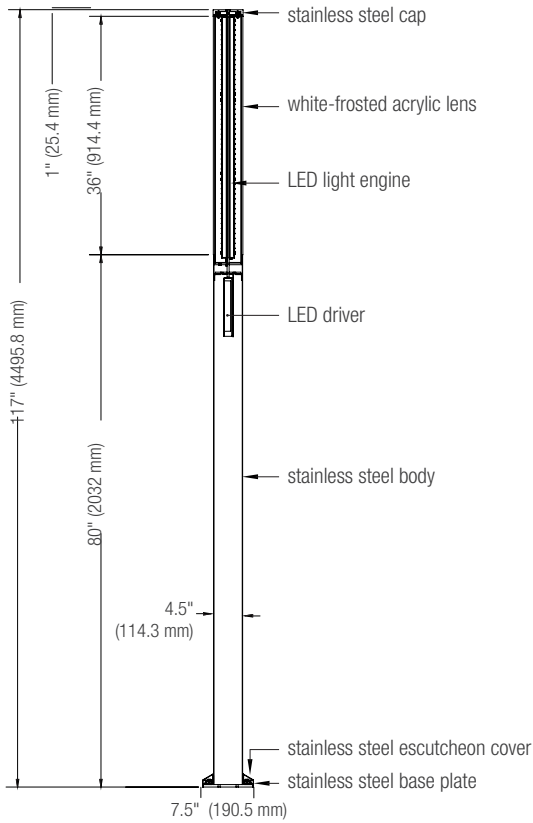


STANDARD SHIELD DESIGNS (CONTINUED)

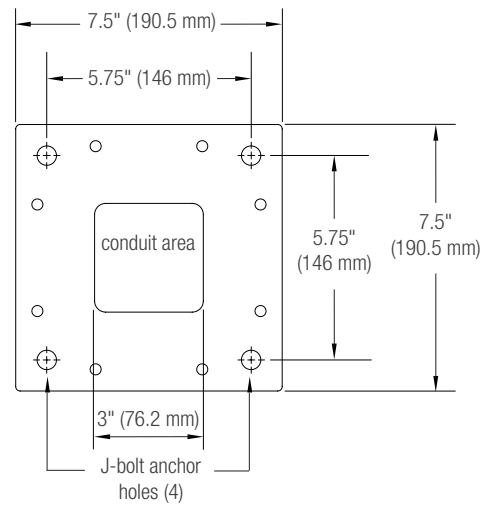
HORIZONTAL



NOMINAL DIMENSIONS (ALL SIDES)



BASE MOUNTING DETAIL





RINCON™ PEDESTRIAN

PRODUCT DATA

CERTIFICATION

- LPRIN-LED is ETL and C-ETL listed for wet locations

ENVIRONMENTAL CONSIDERATIONS

- Please refer to the Rincon Pedestrian Lighting Environmental Data Sheets for detailed environmental impact information.
- Metal components have a long life cycle and are 100% recyclable.
- Standard powdercoat finishes are no-VOC; non-standard powdercoat finishes are no- or low-VOC, depending on color.
- Low maintenance; easy to disassemble.

MODEL NUMBERS AND DESCRIPTIONS

MODEL	DESCRIPTION
LPRIN-LED	Rincon Pedestrian, LED

PRODUCT OPTIONS

The following options are available for an upcharge

Add perforated shield(s) in standard design	Add powdercoat color from Forms+Surfaces Powdercoat Chart
Add custom shield(s) with customer-supplied artwork	Custom RAL powdercoat color
Add stainless steel mounting hardware	

LEAD TIME: 6 to 8 weeks. Shorter lead times may be available upon request. Please contact us to discuss your specific timing requirements.

PRICING: Please contact us at **800.451.0410** or **sales@forms-surfaces.com**. At Forms+Surfaces, we design, manufacture and sell our products directly to you. Our sales team is available to assist you with questions about our products, requests for quotes, and orders. Territory Managers are located worldwide to assist with the front-end specification and quoting process, and our in-house Project Sales Coordinators follow your project through from the time you place an order to shipment.

TO ORDER SPECIFY: Quantity, color temperature, and shield (if applicable). Quote/Order Forms are available on our website to lead you through the specification process in a simple checkbox format.

NOTE: Because different computers will render colors and textures differently, actual colors and finishes may vary slightly from those shown here.