

PROJECT NAME: \_\_\_\_\_ DATE: \_\_\_\_\_

JOB LOCATION: \_\_\_\_\_ SPECIFIER: \_\_\_\_\_

PLEASE USE ADOBE READER OR ADOBE ACROBAT TO FILL OUT AND SAVE FORM. USING OTHER PROGRAMS COULD RESULT IN UNSAVED DATA.

**APPLICATIONS**

If you select a Forms+Surfaces System, please skip the Project Details, Lite Descriptions and Glass Characteristics sections.

**Forms+Surfaces Systems**

- Glass Doors\*
- Stile & Rail Doors\*

\*Boards & Bricks Textures are not available in Glass Doors and Stile & Rail Doors

**Other Applications\*\***

- Loose Lite(s)
- Other: \_\_\_\_\_

\*\*For Other Applications, please fill out all sections.

**PROJECT DETAILS**

Please choose **one** option from each category.

**Installation Type**

- Captured Top & Bottom Only
- Fully Framed
- Mounted to a Solid Substrate
- Curtain Wall/IGU
- Post Mounted with Holes
- Water Feature

**Glass Thickness**

- 1/4" (6 mm)
- 3/8" (10 mm)
- 1/2" (12 mm)

**Environment**

- Interior, Standard Humidity
- Interior, High Humidity
- Exterior, Exposed Setting
- Exterior, Covered Setting

**Lighting Conditions**

- Natural
- Backlit
- Spotlight
- Other (please provide details):  
\_\_\_\_\_  
\_\_\_\_\_  
\_\_\_\_\_

**LITE DESCRIPTION**

Description (include part number, if available)	Quantity	Size (width x height)
_____	_____	_____
_____	_____	_____
_____	_____	_____
_____	_____	_____

**GLASS CHARACTERISTICS**

Please choose **one** option from each category.

**Safety Standards**

- Monolithic and Tempered\*
- Laminated and Annealed\*\*
- Laminated and Tempered\*\*

**Glass Type**

- Clear
- Low Iron

**Profile**

- Flat
- Curved (please attach drawing)


\*Tempering is required for load bearing holes and cutouts.

\*\*Available thicknesses vary by texture. Some textures cannot be laminated. Please consult the Product Data Sheet or call for details.

STANDARD TEXTURES

Please choose **one** texture option.

Atlantis




Boards\*




Bricks\*




Hikaru




Nuv'eau




On-Wa




Pietra



Plank




Rake




Spruzzo



Tanami



Valencia



\*Note: These textures **may** require flanges for installation within a channel or frame.

**SURFACE TREATMENT OPTIONS**

Backcoating and sandblasting can be selected together. If no surface treatment is desired, skip this category.

**Backcoated**

Transparent

Frosted

Opaque

Color: \_\_\_\_\_

**Sandblasted**

Sandblasted % \_\_\_\_\_

**PROCESSING REQUIREMENTS**

Please choose all options that apply and provide detail as needed.

Kiln Polished Edges

Top

Bottom

Left Side

Right Side

Flat Machine Polished Edges

Top

Bottom

Left Side

Right Side

Flanges\*

Yes

No

Flanges Location

Vertical

Horizontal

Notches\*\*

Yes

No \_\_\_\_\_

Internal Cutouts\*\*

Yes

No \_\_\_\_\_

Pattern Cuts\*\*

Yes

No \_\_\_\_\_

Tempering Decal\*\*

Yes

No \_\_\_\_\_

Holes\*\*

Yes

No \_\_\_\_\_

\*Not all textures are available with flanges. Please contact us for details on texture availability.

\*\*If yes for any of the above options, please attach drawing.

**NOTES**

\_\_\_\_\_  
\_\_\_\_\_  
\_\_\_\_\_  
\_\_\_\_\_  
\_\_\_\_\_  
\_\_\_\_\_  
\_\_\_\_\_  
\_\_\_\_\_  
\_\_\_\_\_

Please send completed forms to [sales@forms-surfaces.com](mailto:sales@forms-surfaces.com) or contact us at **800.451.0410** with any questions.