

PROJECT NAME: _____ DATE: _____

JOB LOCATION: _____ SPECIFIER: _____

PLEASE USE ADOBE READER OR ADOBE ACROBAT TO FILL OUT AND SAVE FORM. USING OTHER PROGRAMS COULD RESULT IN UNSAVED DATA.

APPLICATIONS

For applications that go beyond the F+S Systems listed above, please contact us to discuss feasibility and project-specific requirements.

Forms+Surfaces Systems

- LEVELe Elevator Interiors
- LEVELc 2000 Elevator Interiors
- LEVELe Wall Cladding System
- LEVELe Column System

PROJECT DETAILS

Please choose **one** option.

Environment

- Interior, Standard Humidity
- Interior, High Humidity

PROCESSING

Please choose all options that apply and provide detail as needed; if yes, please attach drawing.

- | | | |
|---------------------|------------------------------|-----------------------------------|
| Internal Cutouts | <input type="checkbox"/> Yes | <input type="checkbox"/> No _____ |
| ANSI Logo on glass* | <input type="checkbox"/> Yes | <input type="checkbox"/> No _____ |
| Holes | <input type="checkbox"/> Yes | <input type="checkbox"/> No _____ |

*ANSI Logo required for elevator interiors.

NOTES


STANDARD DESIGNS

Please choose **one** design option below.

Coda + Switch (shown in black)




Origin + Cascade (shown in black)




Prose + Grid (shown in black)



Verse + Pointe (shown in black)



Coda + Switch (shown in white)



Origin + Cascade (shown in white)



Prose + Grid (shown in white)



Verse + Pointe (shown in white)

