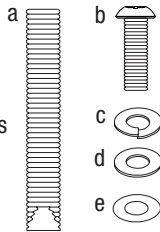
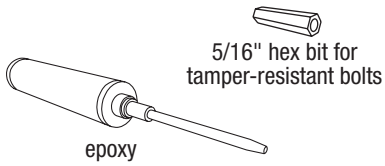


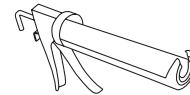
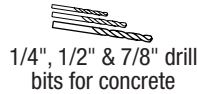

# OLYMPIA™ BIKE RACK

## SURFACE MOUNT INSTALLATION INSTRUCTIONS

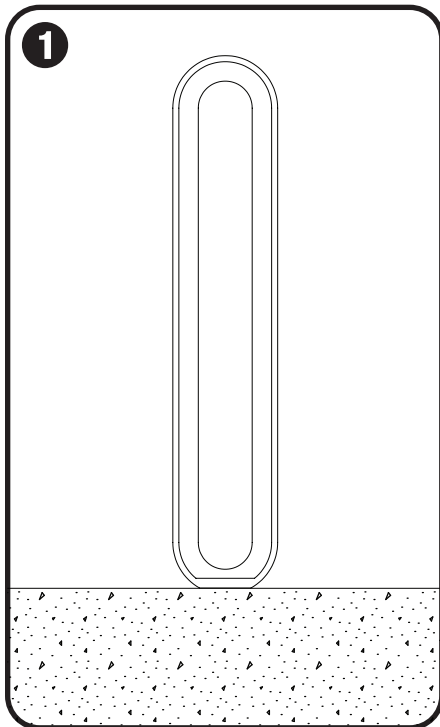
### MOUNTING KIT (SOLD SEPARATELY)



### TOOLS NEEDED




### STEP BY STEP FOR ALL OLYMPIA BIKE RACKS



#### Mark hole locations


- Place bike rack in desired location. Mark center of each hole location with a pencil.



#### Drill holes

- Use hammer drill to drill 5" deep x 7/8" diameter anchor hole at each marked location using a 7/8" drill bit suitable for concrete drilling.

NOTE: Forms+Surfaces recommends starting holes with 1/4" diameter drill bit followed by 1/2" and finally 7/8" for maximum accuracy.



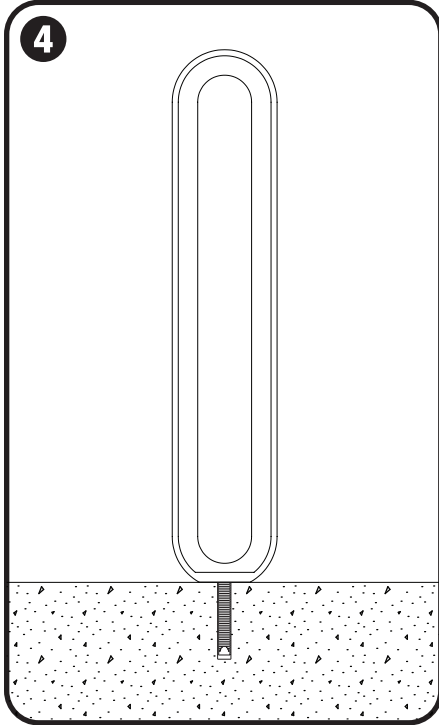
#### Fill holes & insert anchors

- Use compressed air and steel wire brush to clean each anchor hole in accordance with epoxy instructions.
- Use epoxy in epoxy gun to fill each anchor hole 5/8 of the hole depth in accordance with epoxy instructions.
- Insert 1/2"-13 x 5" epoxy anchor (a) into each anchor hole so anchor top is flush with ground. Allow proper curing time according to cure schedule on epoxy instructions before moving on to Step 4.

# OLYMPIA™ BIKE RACK

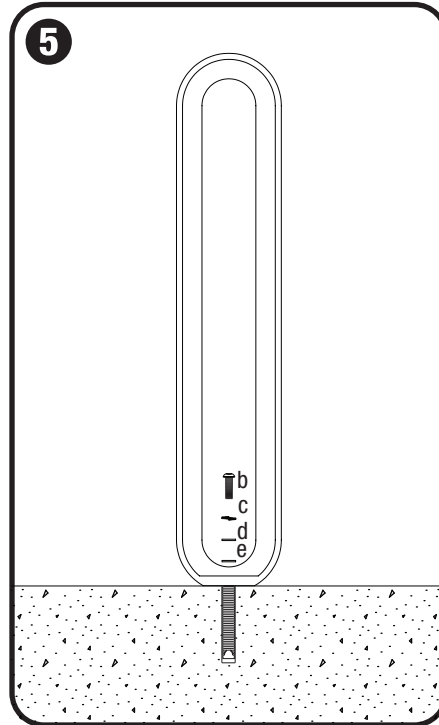
SURFACE MOUNT INSTALLATION INSTRUCTIONS

## STEP BY STEP FOR ALL OLYMPIA BIKE RACKS



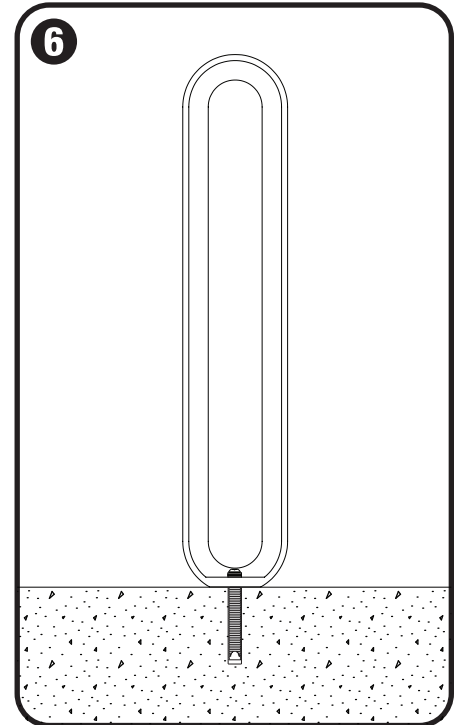
### Position bike rack

- Position bike rack so that mounting holes line up with anchors.



### Attach bike rack

- Slide 1/2" stainless steel lock washer (c), then 1/2" stainless steel flat washer (d) and 1/2" nylon flat washer (e) onto each 1/2"-13 x 1-1/2" tamper-resistant button head cap bolt (b).
- Insert bolts into mounting holes in bike rack and thread into anchors using 5/16" hex bit for tamper-resistant bolts.



### Tighten bolts

- Tighten bolts until snug.

NOTE: Forms+Surfaces recommends applying Loctite® or similar thread-locking adhesive.

# OLYMPIA™ BIKE RACK

## SURFACE MOUNT INSTALLATION INSTRUCTIONS

RECOMMENDED BICYCLE RACK SPACING PER ASSOCIATION OF PEDESTRIAN AND BICYCLE PROFESSIONALS (APBP) GUIDELINES FOR ALL OLYMPIA BIKE RACKS

