



CORDIA™ LITTER & RECYCLING RECEPTACLE

PRODUCT DATA





CORDIA™ LITTER & RECYCLING RECEPTACLE

PRODUCT DATA

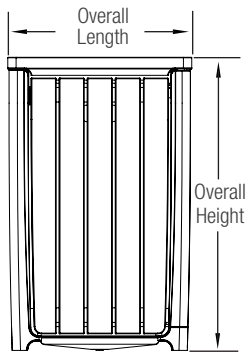
Cordia Litter & Recycling Receptacles are available in a choice of wood-and-metal or all-metal variations. Wood insets are FSC® 100% Cumaru hardwood with a natural oiled finish. Aluminum insets have a powdercoat finish. Waste stream options include openings for litter, recycling, or both. Easily adapted to suit the aesthetic of traditional or contemporary settings, Cordia receptacles are a versatile way to keep waste in its place.

MATERIAL & CONSTRUCTION DETAILS

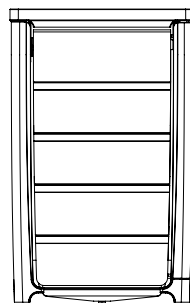
INSTALLATION & MAINTENANCE

CONFIGURATION OPTIONS	LID & BODY	SIDE ACCESS DOOR & LINER	INSTALLATION
<ul style="list-style-type: none"> Receptacles are available as single-stream and split-stream in top- and side-opening configurations with a 36-gallon capacity. Single-stream receptacles use a 36-gallon liner. Split-stream receptacles have two 18-gallon half-liners to accommodate two separate litter and/or recycling streams. Overall capacity is 36 gallons. 	<ul style="list-style-type: none"> Lid and body are made of corrosion-resistant aluminum with a powdercoat finish. See the Forms+Surfaces Powdercoat Chart for details. Custom RAL colors are available for an upcharge. Due to the nature of metal castings gloss powdercoats are not offered for cast components 	<ul style="list-style-type: none"> Receptacles have a side door, allowing easy access to liner. Two stainless steel side-access latch options are available; a standard lift latch and a tool-operated security latch. Liners are molded from durable black low density polyethylene (LLDPE) with a UL94HB fire rating. 	<ul style="list-style-type: none"> Receptacles can be used freestanding or surface mounted. Levelers are supplied for all units. For surface mounting, stainless steel anchors and mounting bolts sold separately.
INSET MATERIAL OPTIONS	OPTIONAL RAIN COVER	GRAPHICS	MAINTENANCE
<ul style="list-style-type: none"> Vertically oriented FSC® 100% Cumaru hardwood slat insets have a natural oiled finish that enhances the wood's rich color. (FSC® License Code: FSC-C004453) Horizontally oriented aluminum insets have powdercoat finish; see the Forms+Surfaces Powdercoat Chart for details. Custom RAL colors are available for an upcharge. Custom logo designs can be laser cut into aluminum insets for an upcharge. Please contact us for details. 	<ul style="list-style-type: none"> Made from corrosion-resistant aluminum. Rain covers are powdercoated to match the lid and body. 	<ul style="list-style-type: none"> Instructional graphics with black, blue, or green backgrounds and white lettering clearly indicate the use for each opening. Graphics for wood insets are printed on the back of acrylic, which is inset into one slat on each of the four sides of the receptacle. Graphics for aluminum insets are printed on the back of clear, lightly-textured polycarbonate, protecting them from wear over time. 	<ul style="list-style-type: none"> Metal surfaces can be cleaned as needed using a soft cloth or brush with warm water and a mild detergent. Avoid abrasive cleaners. Cumaru hardwood can be maintained by re-oiling as needed with Penofin® hardwood finish or similar products.

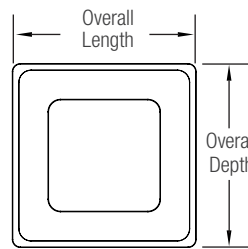
NOMINAL DIMENSIONS



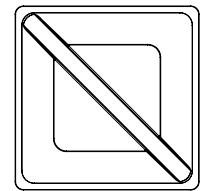
WOOD INSETS



ALUMINUM INSETS



SINGLE-STREAM OPENING



SPLIT-STREAM OPENING

MODEL	OVERALL HEIGHT	OVERALL WIDTH	OVERALL DEPTH	OVERALL WEIGHT	CAPACITY
SLCOR-136C	35.2" (894 mm)	22.1" (561 mm)	22.1" (561 mm)	99 lbs (45 kg)	36 gallons (136 liters)
SLCOR-218C	35.2" (894 mm)	22.1" (561 mm)	22.1" (561 mm)	103 lbs (47 kg)	36 (2 x 18) gallons (136 liters)
SLCOR-136A	35.2" (894 mm)	22.1" (561 mm)	22.1" (561 mm)	103 lbs (47 kg)	36 gallons (136 liters)
SLCOR-218A	35.2" (894 mm)	22.1" (561 mm)	22.1" (561 mm)	107 lbs (49 kg)	36 (2 x 18) gallons (136 liters)

T 800.451.0410 | www.forms-surfaces.com

FORMS+SURFACES®

© 2022 Forms+Surfaces® | All dimensions are nominal. Specifications and pricing subject to change without notice. For the most current version of this document, please refer to our website at www.forms-surfaces.com.



CORDIA™ LITTER & RECYCLING RECEPTACLE

PRODUCT DATA

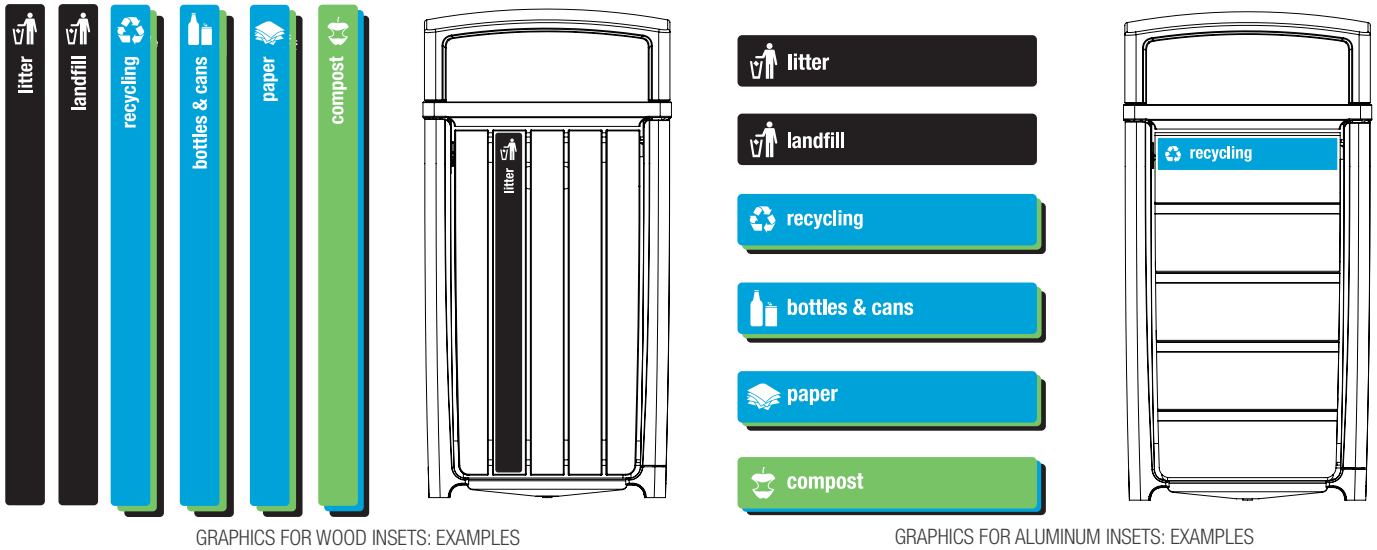
NOMINAL DIMENSIONS (Continued)



MODEL	OVERALL HEIGHT	OVERALL WIDTH	OVERALL DEPTH	OVERALL WEIGHT	CAPACITY
SLCOR-136C	43.4" (1,102 mm)	22.1" (561 mm)	22.1" (561 mm)	124 lbs (56 kg)	36 gallons (136 liters)
SLCOR-218C	43.4" (1,102 mm)	22.1" (561 mm)	22.1" (561 mm)	131 lbs (59 kg)	36 (2 x 18) gallons (136 liters)
SLCOR-136A	43.4" (1,102 mm)	22.1" (561 mm)	22.1" (561 mm)	128 lbs (58 kg)	36 gallons (136 liters)
SLCOR-218A	43.4" (1,102 mm)	22.1" (561 mm)	22.1" (561 mm)	135 lbs (61 kg)	36 (2 x 18) gallons (136 liters)

STANDARD GRAPHICS

All graphics are available with black backgrounds. Recycling, bottles & cans, paper, and compost graphics are also available with blue or green backgrounds to clearly indicate recycling streams. All letters and symbols are white.





CORDIA™ LITTER & RECYCLING RECEPTACLE

PRODUCT DATA

ENVIRONMENTAL CONSIDERATIONS

- Please refer to the Cordia Litter & Recycling Receptacle Environmental Data Sheets for detailed environmental impact information.
- Cordia Receptacles have a high recycled content.
- All Cordia Receptacle metal components are fully recyclable.
- All Cordia Receptacle wood is FSC® 100%.
- Standard powdercoat finishes are no-VOC; non-standard powdercoat finishes are no- or low-VOC, depending on color.
- Low maintenance.

MODEL NUMBERS AND DESCRIPTIONS

MODEL	DESCRIPTION
SLCOR-136C	Cordia Receptacle, 36-gallon, single-stream, (1) 36-gallon liner, FSC® 100% Cumaru hardwood
SLCOR-136A	Cordia Receptacle, 36-gallon, single-stream, (1) 36-gallon liner, aluminum
SLCOR-218C	Cordia Receptacle, 36-gallon, split-stream, (2) 18-gallon liners, FSC® 100% Cumaru hardwood
SLCOR-218A	Cordia Receptacle, 36-gallon, split-stream, (2) 18-gallon liners, aluminum

PRODUCT OPTIONS

The following options are available for an upcharge

Aluminum rain cover	Custom RAL powdercoat color
Add stainless steel mounting hardware	Custom aluminum inset logo design

LEAD TIME: 6 to 8 weeks. Shorter lead times may be available upon request. Please contact us to discuss your specific timing requirements.

PRICING: Please contact us at **800.451.0410** or **sales@forms-surfaces.com**. At Forms+Surfaces, we design, manufacture and sell our products directly to you. Our sales team is available to assist you with questions about our products, requests for quotes, and orders. Territory Managers are located worldwide to assist with the front-end specification and quoting process, and our in-house Project Sales Coordinators follow your project through from the time you place an order to shipment.

TO ORDER SPECIFY: Quantity, model, powdercoat color(s), with or without rain cover, graphics, latch option, liner with or without bag straps and drain holes, freestanding or surface mount. Quote/Order Forms are available on our website to lead you through the specification process in a simple checkbox format.

NOTE: Because different computers will render colors and textures differently, actual colors may vary from those shown here.