






FULL SHEET PATTERN ORIENTATION



DETAIL 1:1



PROFILE 1:1



SWATCH

PART #: VGV3877

MATERIAL: VIVISPECTRA ELEMENTS

PATTERN: ACERO

CONFIGURATION: VIEW

SHEET SIZE: 60" X 120" X .300"  
(1524 mm X 3048 mm X 7.6 mm)

QTY: \_\_\_\_\_

APPROVED BY: \_\_\_\_\_

UNLESS OTHERWISE SPECIFIED, DIMENSIONS ARE IN INCHES		<b>FORMS+SURFACES</b> <sup>®</sup>		30 Pine Street, Pittsburgh, PA 15223 Tel (800) 451.0410 Fax(412) 781-7840	
TOLERANCES (UNLESS OTHERWISE SPECIFIED): FRACTIONAL: ±1/8 ANGULAR/BEND: ±1° TWO PLACE DECIMAL: ±.030 THREE PLACE DECIMAL: ±.020		NAME	DATE	DESCRIPTION:	
PATTERN: VIVISPECTRA ELEMENTS		DWN	JS	02/24/2012	
PATTERN: ACERO		DO NOT SCALE DRAWING		VIVIDGLASS	
WEIGHT: -		PROPRIETARY AND CONFIDENTIAL		SIZE	DWG. NO.
SOURCE: -		THE INFORMATION CONTAINED IN THIS DRAWING IS THE SOLE PROPERTY OF FORMS+SURFACES. ANY REPRODUCTION IN PART OR AS A WHOLE WITHOUT WRITTEN PERMISSION IS PROHIBITED.		B	
SCALE: N.T.S.		REV	000	SHEET	1 OF 1