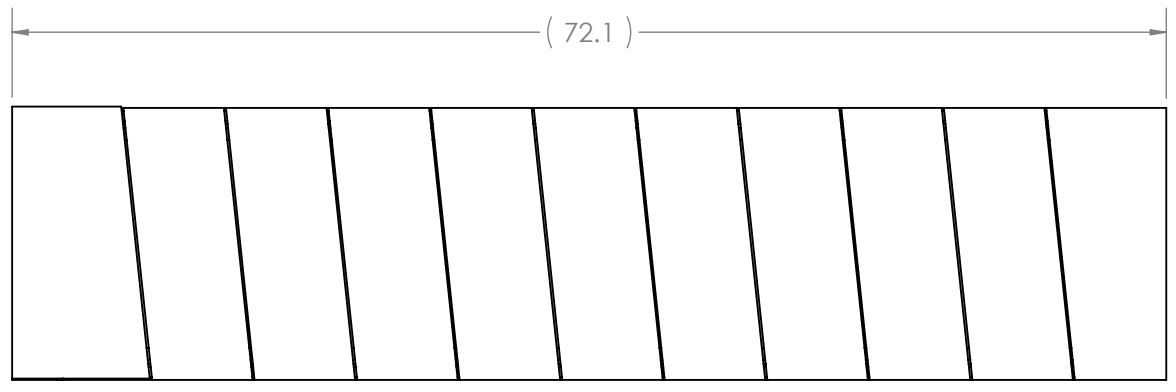


8 7 6 5 4 3 2 1

D

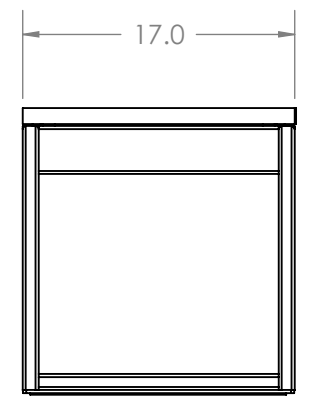
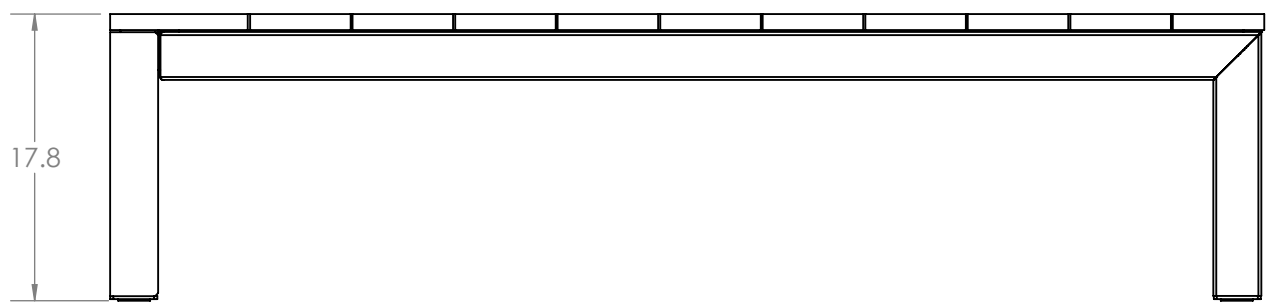
D



PLAN VIEW

C

C



SIDE ELEVATION

B

B

A

A

CUSTOMER APPROVAL:

X _____

DATE:

X _____

UNLESS OTHERWISE SPECIFIED, DIMENSIONS ARE IN INCHES		FORMS+SURFACES ® 30 Pine Street, Pittsburgh, PA 15223 Tel (412) 781-9003 Fax (412) 781-7840	
TOLERANCES (UNLESS OTHERWISE SPECIFIED): FRACTIONAL: ±1/32 ANGULAR/BEND: ±1° TWO PLACE DECIMAL ±.030 THREE PLACE DECIMAL ±.020		NAME	DATE
MATERIAL: SEE DATA SHEET		DWN	ASG 04/14/2015
FINISH: SEE DATA SHEET		DO NOT SCALE DRAWING	
WEIGHT: SEE DATA SHEET		PROPRIETARY AND CONFIDENTIAL	
SOURCE: M		THE INFORMATION CONTAINED IN THIS DRAWING IS THE SOLE PROPERTY OF FORMS + SURFACES. ANY REPRODUCTION IN PART OR AS A WHOLE WITHOUT WRITTEN PERMISSION IS PROHIBITED.	
SCALE: NOT TO SCALE		SIZE	DWG. NO.
		B	906-00005-CS
		REV	SHEET
		0	1 OF 1

8 7 6 5 4 3 2 1

PRINTED: 6/20/2013