


8 7 6 5 4 3 2 1

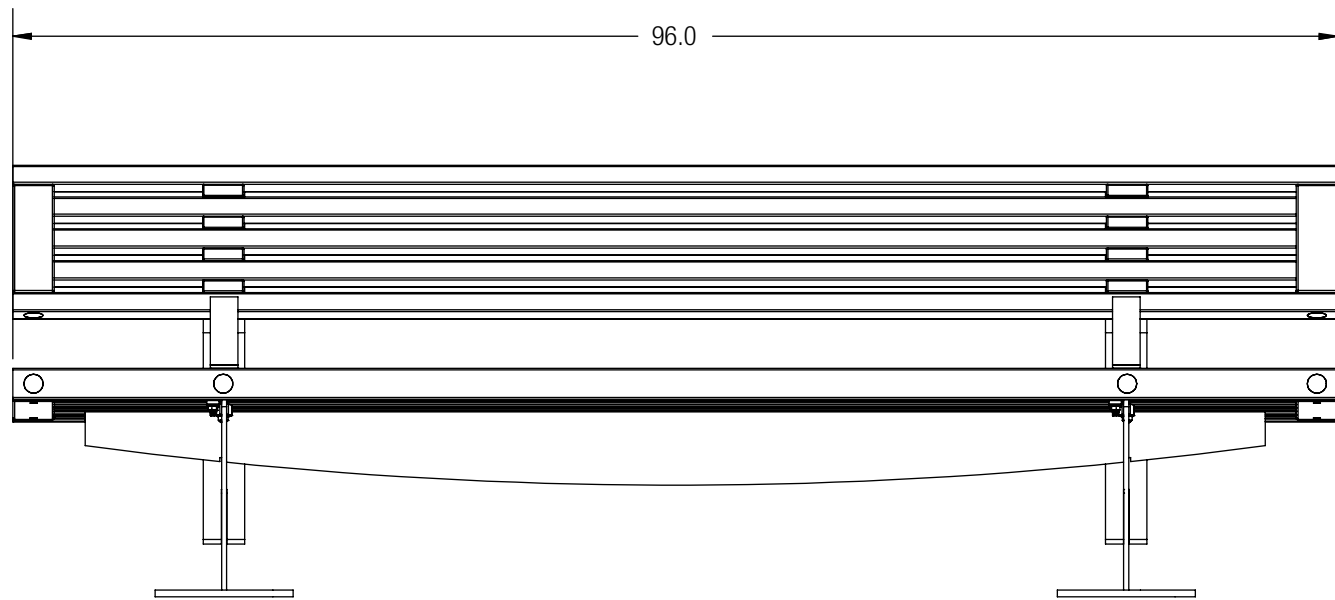
D

D



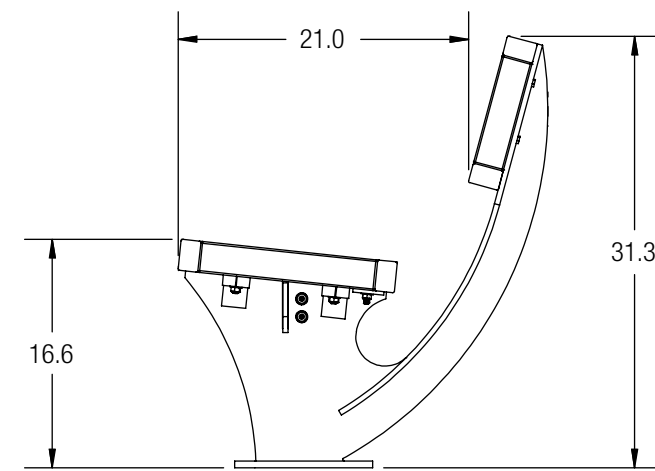
C

C



B

B



A

A

CUSTOMER APPROVAL:

X \_\_\_\_\_

DATE:

X \_\_\_\_\_

UNLESS OTHERWISE SPECIFIED, DIMENSIONS ARE IN INCHES		<b>FORMS+SURFACES</b> ® 30 Pine Street, Pittsburgh, PA 15223 Tel (800) 451-0410 Fax (412) 781-7840									
TOLERANCES (UNLESS OTHERWISE SPECIFIED): FRACTIONAL: ±1/32 ANGULAR/BEND: ±1° TWO PLACE DECIMAL ±.030 THREE PLACE DECIMAL ±.020		DATE	PACIFICA BENCH, 8 FT, FULL BACK SURFACE MOUNT SBPAC-8SL								
MATERIAL: SEE DATA SHEET		01/01/2011									
FINISH: SEE DATA SHEET	DO NOT SCALE DRAWING		<table border="1"> <tr> <td>SIZE</td> <td>DWG. NO.</td> <td>REV</td> <td>SHEET</td> </tr> <tr> <td>B</td> <td>SBPAC-8SL-TD</td> <td>0</td> <td>1 OF 1</td> </tr> </table>	SIZE	DWG. NO.	REV	SHEET	B	SBPAC-8SL-TD	0	1 OF 1
SIZE	DWG. NO.	REV		SHEET							
B	SBPAC-8SL-TD	0		1 OF 1							
WEIGHT: 300.1 LBS.	PROPRIETARY AND CONFIDENTIAL										
SOURCE: M	THE INFORMATION CONTAINED IN THIS DRAWING IS THE SOLE PROPERTY OF FORMS + SURFACES. ANY REPRODUCTION IN PART OR AS A WHOLE WITHOUT WRITTEN PERMISSION IS PROHIBITED.										
SCALE: N.T.S.											

8 7 6 5 4 3 2 1