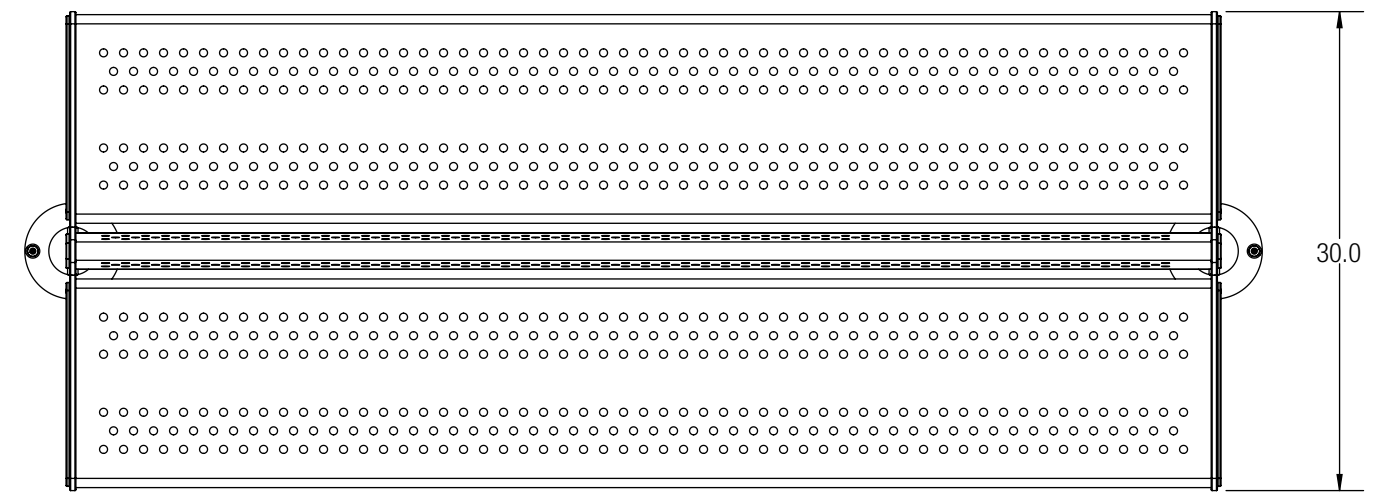


8 7 6 5 4 3 2 1

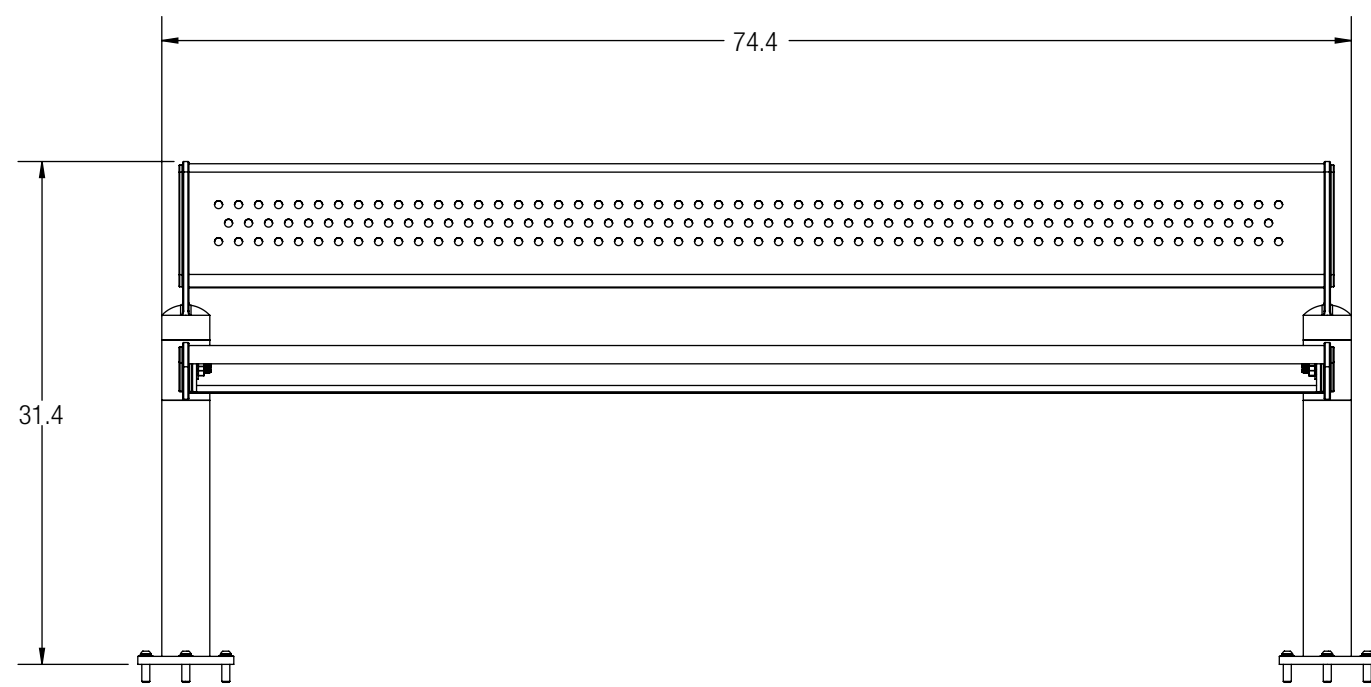
D

D



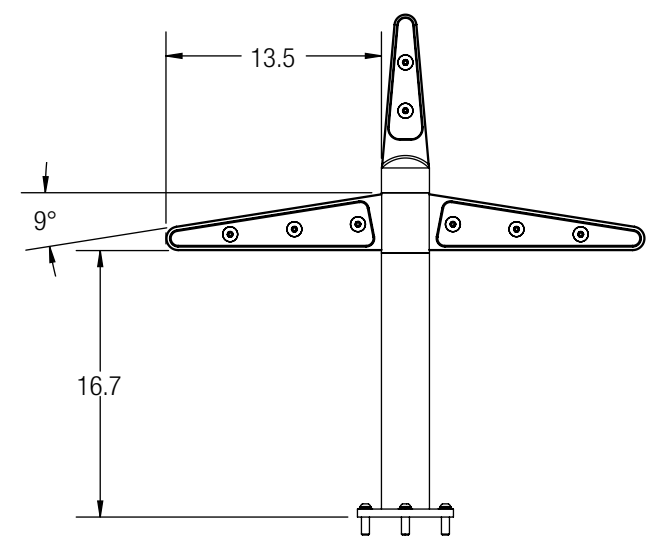
C

C

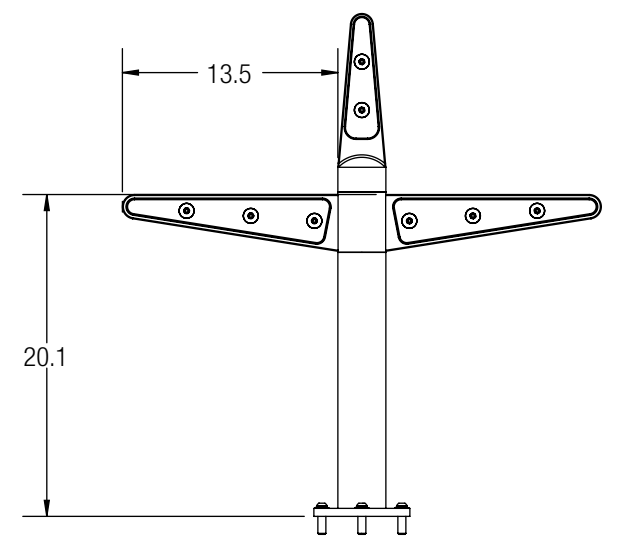


B

B



SBTRA-2BA



SBTRA-2BH

A

A

CUSTOMER APPROVAL:

X _____

DATE:

X _____

UNLESS OTHERWISE SPECIFIED,
DIMENSIONS ARE IN INCHES
TOLERANCES (UNLESS OTHERWISE SPECIFIED):
FRACTIONAL: ±1/32
ANGULAR/BEND: ±1°
TWO PLACE DECIMAL ±.030
THREE PLACE DECIMAL ±.020
FINISH: SEE DATA SHEET
WEIGHT: 161.1 LBS.
SOURCE: M
SCALE: N.T.S.

FORMS+SURFACES® 30 Pine Street, Pittsburgh, PA 15223
Tel (800) 451-0410 Fax (412) 781-7840

DATE	
01/01/2011	

DO NOT SCALE DRAWING

PROPRIETARY AND CONFIDENTIAL
THE INFORMATION CONTAINED IN THIS DRAWING IS THE SOLE PROPERTY OF FORMS + SURFACES. ANY REPRODUCTION IN PART OR AS A WHOLE WITHOUT WRITTEN PERMISSION IS PROHIBITED.

TRANSIT, DOUBLE, BACKED, ANGLED SBTRA-2BA (SURFACE MOUNT)			
TRANSIT, DOUBLE, BACKED, HORIZ. SBTRA-2BH (SURFACE MOUNT)			
SIZE	DWG. NO.	REV	SHEET
B	SBTRA-2BA/H-SM-TD	0	1 OF 1

8 7 6 5 4 3 2 1