



CORDIA™ BENCH

PRODUCT DATA





CORDIA™ BENCH

PRODUCT DATA

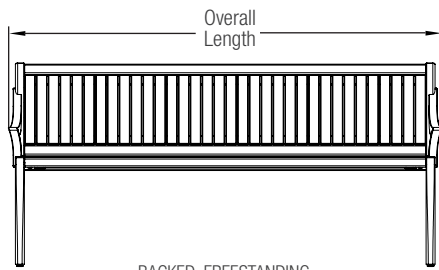
Cordia Benches are available backed or backless, with a choice of wood or metal slats. Wood slats are FSC® 100% Jatoba hardwood with a natural oiled finish; gently curved for comfort, they run perpendicular to the length of the bench seat. Aluminum slats have a powdercoat finish and run parallel to the length of the bench seat, creating a streamlined look. Cordia's versatile range of configuration options make it a perfect match for any landscape setting - contemporary, traditional, or anywhere in between.

MATERIAL & CONSTRUCTION DETAILS

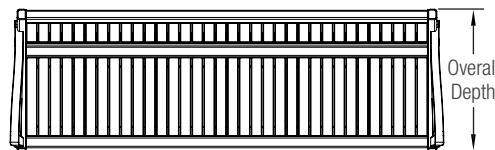
INSTALLATION & MAINTENANCE

FRAME	SLATS	ARMRESTS & SEAT DIVIDERS	INSTALLATION	MAINTENANCE
<ul style="list-style-type: none"> Frame is made of aluminum with powdercoat finish, and can be specified as either backed or backless. See the Forms+Surfaces Powdercoat Chart for details. Custom RAL colors are available for an upcharge. Due to the inherent nature of metal castings, gloss powdercoats are not offered for cast components. 	<ul style="list-style-type: none"> FSC® 100% Jatoba hardwood vertical slats run perpendicular to the length of the bench seat and have a natural oiled finish that enhances the wood's rich color. (FSC License Code: FSC-C004453) Extruded aluminum slats with a powdercoat finish run parallel to the length of the bench seat. See the Forms+Surfaces Powdercoat Chart for details. Custom RAL colors are available for an upcharge. 	<ul style="list-style-type: none"> All benches have two armrests that are an integral part of the frame end castings. Cast aluminum seat dividers are powdercoated to match the frame and are available for an upcharge. Intermediate seat dividers may be specified and can be used with backed or backless models. 	<ul style="list-style-type: none"> Cordia Benches can be freestanding with leveling feet or surface mounted. Surface mount models include anchors and stainless steel mounting screws. 	<ul style="list-style-type: none"> Metal surfaces can be cleaned as needed using a soft cloth or brush with warm water and a mild detergent. Avoid abrasive cleaners. Jatoba hardwood can be maintained by re-oiling as needed with Penofin® hardwood finish or similar products.

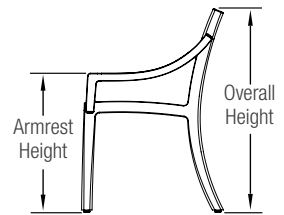
NOMINAL DIMENSIONS



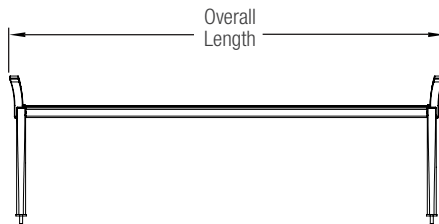
BACKED, FREESTANDING



FSC 100% JATOBA SLATS



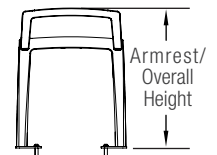
MODEL	OVERALL LENGTH	OVERALL DEPTH	OVERALL HEIGHT	SEAT HEIGHT	SEAT DEPTH	ARMREST HEIGHT	WEIGHT
SBCOR-72BA	72.6" (1,844 mm)	23.8" (605 mm)	34.1" (866 mm)	18.6" (472 mm)	17" (432 mm)	23.3" (592 mm)	142 lbs (64 kg)
SBCOR-72BW	72.6" (1,844 mm)	23.8" (605 mm)	34.1" (866 mm)	18.6" (472 mm)	17" (432 mm)	23.3" (592 mm)	135 lbs (61 kg)



BACKLESS, SURFACE MOUNT



ALUMINUM SLATS



MODEL	OVERALL LENGTH	OVERALL DEPTH	OVERALL HEIGHT	SEAT HEIGHT	SEAT DEPTH	ARMREST HEIGHT	WEIGHT
SBCOR-72NA	72.5" (1,842 mm)	18.3" (465 mm)	23.6" (599 mm)	18.8" (478 mm)	17" (432 mm)	23.6" (599 mm)	86 lbs (39 kg)
SBCOR-72NW	72.5" (1,842 mm)	18.3" (465 mm)	23.6" (599 mm)	18.8" (478 mm)	17" (432 mm)	23.6" (599 mm)	80 lbs (36 kg)

NOTE: Each seat divider adds approximately 2 lbs. to the backed or backless Cordia Bench.

T 800.451.0410 | www.forms-surfaces.com

FORMS+SURFACES®

© 2017 Forms+Surfaces® | All dimensions are nominal. Specifications and pricing subject to change without notice. For the most current version of this document, please refer to our website at www.forms-surfaces.com



CORDIA™ BENCH

PRODUCT DATA

ENVIRONMENTAL CONSIDERATIONS

- Please refer to the Cordia Bench Environmental Data Sheets for detailed environmental impact information.
- Cordia Bench aluminum frames have a high recycled content.
- All Cordia Bench metal components are fully recyclable.
- All Cordia Bench wood is FSC® 100%.
- Standard powdercoat finishes are no-VOC; non-standard powdercoat finishes are no- or low-VOC, depending on color.
- Low maintenance.

MODEL NUMBERS AND DESCRIPTIONS

MODEL	DESCRIPTION
SBCOR-72BA	Cordia Bench, 6 foot, backed, extruded aluminum slats
SBCOR-72BW	Cordia Bench, 6 foot, backed, FSC 100% Jatoba hardwood slats
SBCOR-72NA	Cordia Bench, 6 foot, backless, extruded aluminum slats
SBCOR-72NW	Cordia Bench, 6 foot, backless, FSC 100% Jatoba hardwood slats

PRODUCT OPTIONS

The following options are available for an upcharge

Intermediate seat divider(s)	Custom RAL powdercoat color
Premium Texture Colors from Forms+Surfaces Powdercoat Chart	

LEAD TIME: 6 to 8 weeks. Shorter lead times may be available upon request. Please contact us to discuss your specific timing requirements.

PRICING: Please contact us at **800.451.0410** or **sales@forms-surfaces.com**. At Forms+Surfaces, we design, manufacture and sell our products directly to you. Our sales team is available to assist you with questions about our products, requests for quotes, and orders. Territory Managers are located worldwide to assist with the front-end specification and quoting process, and our in-house Project Sales Coordinators follow your project through from the time you place an order to shipment.

TO ORDER SPECIFY: Quantity, model, powdercoat color for frame, optional seat dividers, and freestanding or surface mount. Quote/Order Forms are available on our website to lead you through the specification process in a simple checkbox format.