



STAINLESS STEEL & FUSED METAL® COLUMN COVERS

PRODUCT DATA





STAINLESS STEEL & FUSED METAL® COLUMN COVERS

PRODUCT DATA

Stainless Steel & Fused Metal Column Covers are intended for use with existing structural columns. Available in stainless steel and our full line of Fused Metal colors, they can be specified in a wide range of finishes and patterns that offer maximum design versatility while meeting diverse aesthetic and performance requirements. Stainless Steel & Fused Metal Column Covers accommodate many different field conditions, can be used with round or square structural columns, and are a great way to complement other architectural elements within a space.

STANDARD COMPONENTS

Facing material, mounting channel, blocking, installation hardware

OPTIONAL COMPONENTS

Top and base trim, reveals

MATERIAL DESCRIPTION

Stainless Steel & Fused Metal Column Cover selections are defined by three basic parameters that are key to product specification:

MATERIAL	FINISH	PATTERN
<p>Stainless Steel - our flagship material. The strength, beauty, versatility and maintenance ease of stainless steel make it the ideal material for just about any application or architectural design.</p> <p>Fused Metal® - our exclusive line of colored stainless steel is produced in an advanced manufacturing process and offers the durability and low maintenance of stainless steel with color options that include Fused Bronze, Fused Graphite, Fused Nickel Silver and Fused White Gold.</p>	<p>Stainless Steel & Fused Metal Column Covers may be specified in a rich array of distinctive finishes. High-durability options—such as our exclusive Sandstone, Seastone, Linen and Silk finishes—create a work-hardened surface that provides even greater resistance to abrasion and wear.</p>	<p>A variety of patterns can be applied to Stainless Steel & Fused Metal Column Covers to add visual interest or to enhance functionality. Please refer to our website and the Stainless Steel or Fused Metal Product Data Sheets for complete information on available patterns.</p>

COLUMN COVER DETAILS

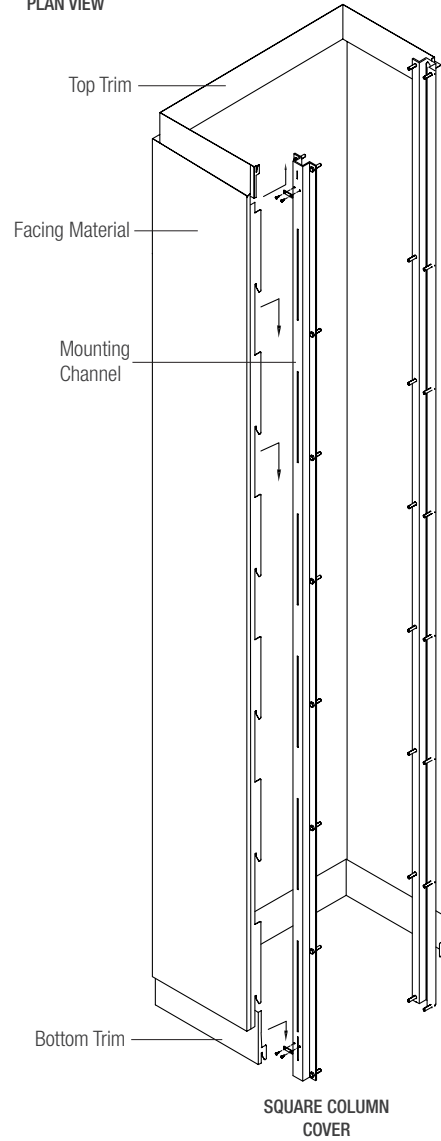
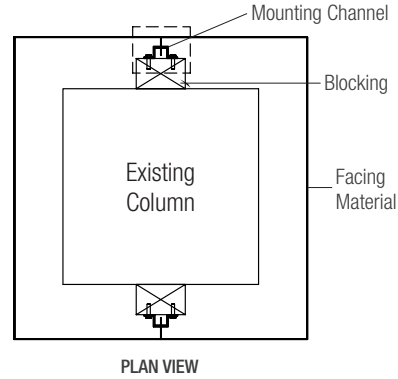
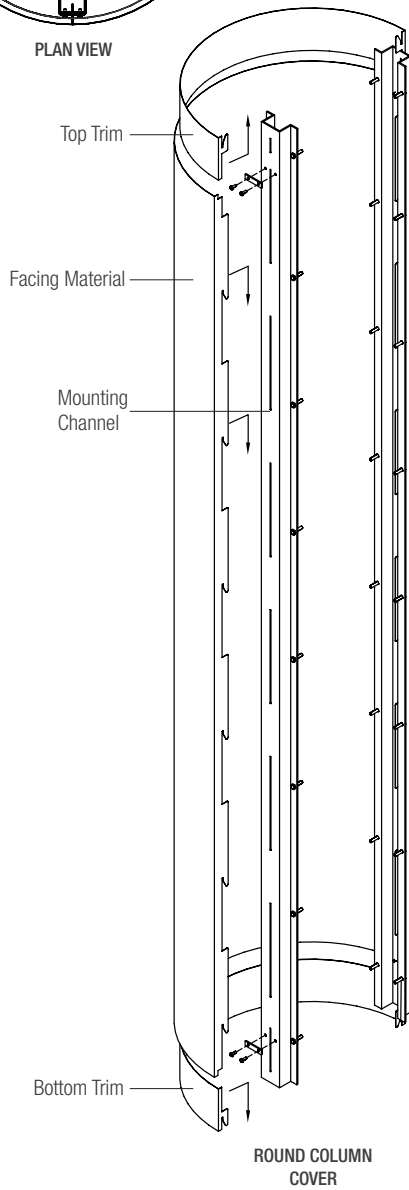
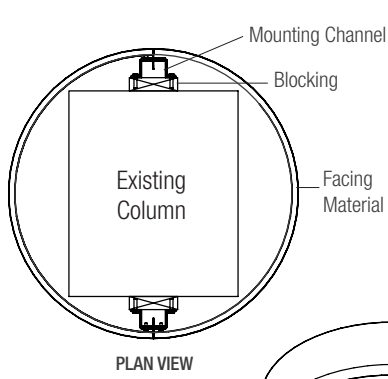
WIDTH	HEIGHT
<p>Standard installation (refer to page 3) applies to column covers with a width less than or equal to 20" or a diameter less than or equal to 28". Widths and diameters that exceed these dimensions can be accommodated by using additional facing material, but those column covers will have additional vertical seams. The existing structural column, to which the column cover will be mounted, may need additional blocking to achieve desired width.</p>	<p>The maximum height for column covers is 120". Column covers can be stacked for heights greater than 120". A hairline seam or reveal is required when column covers are stacked.</p>
TRIM	REVEALS
<p>The top trim on the column cover, used to conceal the engagement area, is optional. Top trim has a minimum height of 2.5" to cover the area completely. Bottom trim is also optional, with dimensions specified by the customer. Trim can be specified in the same material or a different material and finish than the column body.</p>	<p>Column covers are available with or without reveals. Standard reveals will be the same material and finish as column cover body.</p>



STAINLESS STEEL & FUSED METAL® COLUMN COVERS

PRODUCT DATA

COLUMN COVERS





STAINLESS STEEL & FUSED METAL® COLUMN COVERS

PRODUCT DATA

CONSTRUCTION DETAILS

CONSTRUCTION	TECHNICAL SUPPORT & PROJECT MANAGEMENT
<p>The construction and appearance of column covers differ depending on the specific project needs. Please see page two for standard details of round and square column covers. For additional details regarding your project, refer to the drawings provided by your project manager.</p>	<p>Because each project is unique, our knowledgeable support team is ready to help. Our technical sales, engineering, sustainability, and project management professionals regularly assist our clients worldwide.</p>

RELATED PRODUCTS

ELEVATOR DOOR SKINS	ARCHITECTURAL ACCENTS
<p>Forms+Surfaces Elevator Door Skins can be incorporated in matching colors, patterns and finishes that are offered in Stainless Steel & Fused Metal Column Covers.</p>	<p>Coordinating sheet goods are available for headers, jams, returns, transoms and other architectural features. Our litter & recycling receptacles, site furnishings and other amenities are all available in materials and finishes that complement those offered in Stainless Steel & Fused Metal Column Covers.</p>
LEVELe WALL CLADDING, COLUMN AND ELEVATOR INTERIORS	DOORS
<p>LEVELe Wall Cladding, Column and Elevator Interiors incorporate the same materials and finishes as those offered for Stainless Steel & Fused Metal Column Covers. Please refer to the LEVELe Wall Cladding, Columns and Elevator Interiors individual Product Data Sheets for additional information.</p>	<p>Forms+Surfaces manufactures a full range of entrance doors and door pulls in materials and finishes that complement those offered for Stainless Steel & Fused Metal Column Covers. Please refer to individual Door and Door Pull Product Data Sheets for additional information.</p>

INSTALLATION & MAINTENANCE

STANDARD INSTALLATION	MAINTENANCE
<p>Column covers are easy to install and arrive measured to specified conditions. Column covers are affixed to existing structural columns with a blocking element, mounting channel and the included hardware. This allows for our materials to be incorporated into an existing building or added to a new project. Refer to Column Installation Instructions located on the product page on our website.</p>	<p>Fingerprints and smudges can be removed using a non-chlorinated spray cleaner/degreaser such as Simple Green® and a microfiber cloth. Do not use harsh abrasives, acids or chlorine-based cleaners or cleaning tools containing carbon steel, such as steel wool or wire brushes.</p>

HOW TO SPECIFY

A Design Guide is available to lead you through the specification process in a simple, checkbox format. The Design Guide captures all the information needed to generate a quote: configuration, dimensions, finishes, patterns and other options. To get started, just give us a call or visit us at www.forms-surfaces.com.