

PROJECT NAME: \_\_\_\_\_

JOB LOCATION: \_\_\_\_\_

COMPANY: \_\_\_\_\_

SPECIFIER: \_\_\_\_\_

PLEASE USE ADOBE READER OR ADOBE ACROBAT TO FILL OUT AND SAVE THIS FORM. USING OTHER PROGRAMS COULD RESULT IN UNSAVED DATA.

**DOOR SIZES**

Mark your elevator opening dimension.

- 3'0" x 7'0"
- 3'0" x 8'0"
- 3'0" x 9'0"
- 3'6" x 7'0"

- 3'6" x 8'0"
- 3'6" x 10'0"
- 4'0" x 7'0"
- 4'0" x 8'0"

Custom size \_\_\_\_\_

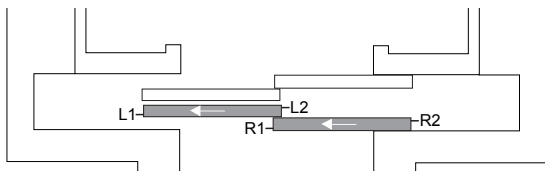
Custom elevator door skin sizes are available by special order. Please call to confirm available sizes for your particular application. Single-speed side-opening doors are limited to a maximum door skin sheet width of 48" including returns.

**DOOR OPENING STYLES**

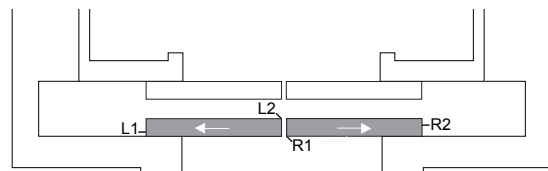
Choose **one** door opening style for your elevator project.

**Note:** L1, L2, R1, R2 indicate the door edges.

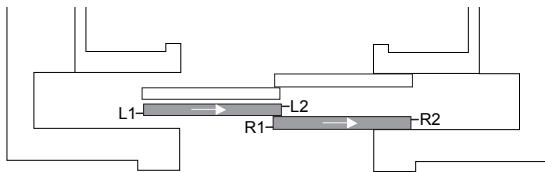
Right-Hand Side Opening



Center Opening



Left-Hand Side Opening



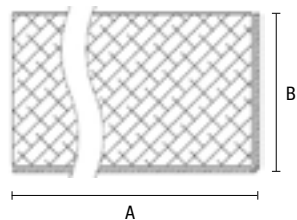
Custom: fill in drawing below & please call to discuss project details.



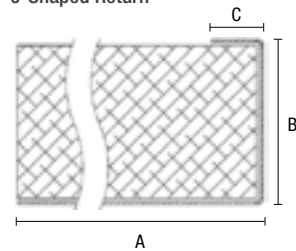
**RETURN EDGES**

Select **one** return option for each door edge (L1, L2, R1, R2). Fill out dimensions for A, B, C (if applicable).

**L-Shaped Return**



**J-Shaped Return**



**Left Door**

- L1  "L" return  "J" return  No return
- L2  "L" return  "J" return  No return

A \_\_\_\_\_  
B \_\_\_\_\_  
C \_\_\_\_\_

**Right Door**

- R1  "L" return  "J" return  No return
- R2  "L" return  "J" return  No return

A \_\_\_\_\_  
B \_\_\_\_\_  
C \_\_\_\_\_

**NOTES**

---



---



---



---



---

Please send completed forms to [sales@forms-surfaces.com](mailto:sales@forms-surfaces.com) or contact us at 800.451.0410 with any questions.

T 800.451.0410 | [www.forms-surfaces.com](http://www.forms-surfaces.com)

**FORMS+SURFACES®**

**AVAILABLE DESIGNS**


Please choose either **one** full door or **one** allover design option. **Note:** Grey sections of the full door patterns are etched.

**FULL DOOR PATTERNS**

ECO202D




ECO204D



ECO205D



ECO208D



**ALLOVER PATTERNS**

City Lights

Glacier

Sequence

Thatch

Current

Mica

Silkworm

Trace

Dash

Reeds

Stacks

Flicker

Seagrass

Stripe

**CUSTOM PATTERN**

Custom pattern (please provide artwork)

**MATERIAL & FINISH OPTIONS**

Please select **one** material and finish.

**STAINLESS STEEL**

Seastone

Satin

Mirror

**FUSED METAL**

Fused Bronze, Seastone

Fused Bronze, Satin

Fused Bronze, Mirror

Fused Graphite, Seastone

Fused Graphite, Satin

Fused Graphite, Mirror

Fused Nickel Silver, Seastone

Fused Nickel Silver, Satin

Fused Nickel Silver, Mirror

Fused White Gold, Seastone

Fused White Gold, Satin

Fused White Gold, Mirror