

PROJECT NAME: _____

JOB LOCATION: _____


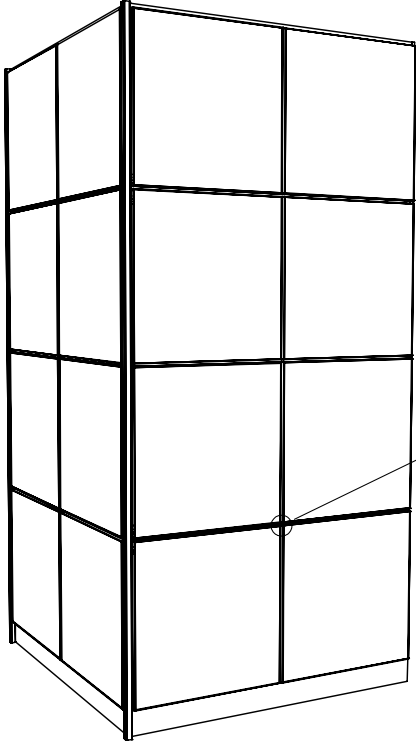
COMPANY: _____

SPECIFIER: _____

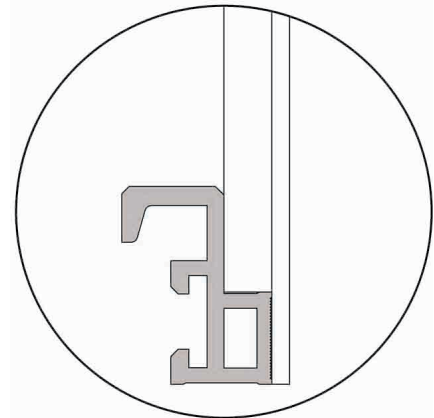
PLEASE USE ADOBE READER OR ADOBE ACROBAT TO FILL OUT AND SAVE THIS FORM. USING OTHER PROGRAMS COULD RESULT IN UNSAVED DATA.

PANEL DETAILS

Panel Frame Detail



Cutaway Extrusion Detail



MEASUREMENTS

Total Estimated Square Footage of Project: _____

Number of panels in **Material A**: _____

Number of panels in **Material B** (if desired): _____

Number of panels in **Material C** (if desired): _____

Number of panels in **Material D** (if desired): _____

Number of panels in **Material E** (if desired): _____

PROJECT DETAILS

Please attach the following project drawings:

- Plan view of all wall locations
- Elevation(s) with dimensions

Please include the following project descriptions:

- Description of location of panels in main and accent materials
- Description of panel sizes
- Panel quantities

Please send completed forms to sales@forms-surfaces.com or contact us at 800.451.0410 with any questions.

T 800.451.0410 | www.forms-surfaces.com

FORMS+SURFACES®

PANEL MATERIAL OPTIONS

Please select one material for each Panel **A, B, C, D and E**, as desired, by marking the appropriate letter in the space provided for the desired material. Panel material options can be found on pages 2 through 5. Shaded boxes indicate material configurations that are not available.

STAINLESS STEEL

	Sandstone finish	Seastone finish	Linen finish	Diamond finish	Mist finish	Mirror finish	Satin finish	Silk finish
No Pattern								
Eco-Etch Patterns								
City Lights								
Current								
Dash								
Flicker								
Glacier								
Mica								
Reeds								
Seagrass								
Sequence								
Silkworm								
Stacks								
Stripe								
Thatch								
Trace								

NOTES

PANEL MATERIAL OPTIONS *(continued)*

Please select one material for each Panel **A, B, C, D and E**, as desired, by marking the appropriate letter in the space provided for the desired material. Panel material options can be found on pages 2 through 5. Shaded boxes indicate material configurations that are not available.

FUSED METAL

	Fused Bronze						Fused Graphite						Fused Nickel Bronze					
	Sandstone finish	Seastone finish	Linen finish	Diamond finish	Mirror finish	Satin finish	Sandstone finish	Seastone finish	Linen finish	Diamond finish	Mirror finish	Satin finish	Sandstone finish	Seastone finish	Linen finish	Diamond finish	Mirror finish	Satin finish
No Pattern																		
Eco-Etch Patterns																		
City Lights																		
Current																		
Dash																		
Flicker																		
Glacier																		
Mica																		
Reeds																		
Seagrass																		
Sequence																		
Silkworm																		
Stacks																		
Stripe																		
Thatch																		
Trace																		

NOTES

PANEL MATERIAL OPTIONS *(continued)*

Please select one material for each Panel **A, B, C, D and E**, as desired, by marking the appropriate letter in the space provided for the desired material. Panel material options can be found on pages 2 through 5. Shaded boxes indicate material configurations that are not available.

FUSED METAL

	Fused Nickel Silver						Fused White Gold					
	Sandstone finish	Seastone finish	Linen finish	Diamond finish	Mirror finish	Satin finish	Sandstone finish	Seastone finish	Linen finish	Diamond finish	Mirror finish	Satin finish
No Pattern												
Eco-Etch Patterns												
City Lights												
Current												
Dash												
Flicker												
Glacier												
Mica												
Reeds												
Seagrass												
Sequence												
Silkworm												
Stacks												
Stripe												
Thatch												
Trace												

NOTES

PANEL MATERIAL OPTIONS *(continued)*

Please select one material for each Panel **A, B, C, D and E**, as desired, by marking the appropriate letter in the space provided for the desired material. Panel material options can be found on pages 2 through 5.

WOOD VENEER

Standard Wood Veneers					Premium Wood Veneers			
American Cherry	American Cherry with Dark Mahogany Stain	American Walnut	Bamboo	White Birch	Australian Lacewood	Birdseye Maple	Walnut Burl	Wenge

VIVIDGLASS

When selecting VividGlass, please complete a separate Design Guide for your glass selection.

ViviChrome		Vivi-Graphix	ViviSpectra				ViviStone						ViviStrata	ViviTela
Chromis	Scribe	Graphica	Elements	Spectrum	VEKTR	Zoom	Abalone Onyx	Cream Onyx	Honey Onyx	Opal Onyx	Pearl Onyx	White Onyx	Layers	Mesh

Finish: Standard Pearlex Opalex (ViviChrome Chromis only)

VividGlass Part Number (if available): _____

CUSTOM MATERIAL

When selecting custom materials, please provide additional information.

Material	Panel(s)

NOTES

BASES

Please select one material for the bases. Shaded boxes indicate material configurations that are not available.

Base Material

	Sandstone finish	Seastone finish	Linen finish	Diamond finish	Mist finish	Mirror finish	Satin finish	Silk finish
Stainless Steel								
Fused Bronze								
Fused Graphite								
Fused Nickel Bronze								
Fused Nickel Silver								
Fused White Gold								

COVERS AND REVEALS

Outside Corner Extrusion and End Stop Covers

Outside corner extrusions and end stops come standard in clear anodized aluminum. For an upcharge, you can specify Stainless Steel or Fused Metal covers for corner extrusions and end stops. If you would like this option, please indicate the desired Stainless Steel or Fused Metal material and finish below.

- Standard Clear Anodized Aluminum
- Material and Finish: _____

Reveals

Reveals come standard in black. Stainless Steel and Fused Metal reveals are available for an upcharge. Please select one reveal material below.

- Standard Black
- Material and Finish: _____

NOTES
