

PROJECT NAME: \_\_\_\_\_

JOB LOCATION: \_\_\_\_\_


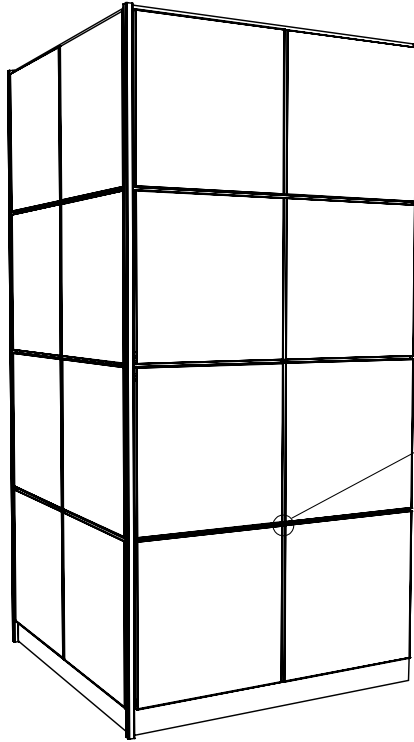
COMPANY: \_\_\_\_\_

SPECIFIER: \_\_\_\_\_

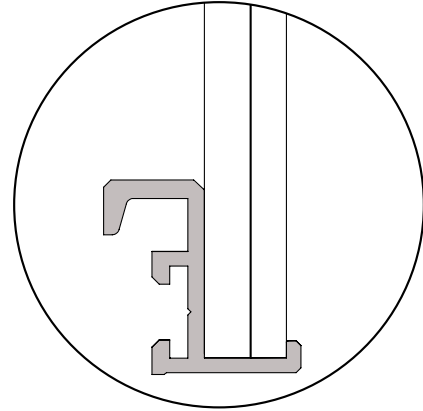
PLEASE USE ADOBE READER OR ADOBE ACROBAT TO FILL OUT AND SAVE THIS FORM. USING OTHER PROGRAMS COULD RESULT IN UNSAVED DATA.

**PANEL DETAILS**

Panel Frame Detail



Cutaway Extrusion Detail



**PROJECT DETAILS**

Please attach the following project drawings:

- Plan view of all wall locations
- Elevation(s) with dimensions

Please include the following project descriptions:

- Description of location of panels in main and accent materials
- Description of panel sizes
- Panel quantities

Please send completed forms to [sales@forms-surfaces.com](mailto:sales@forms-surfaces.com) or contact us at **800.451.0410** with any questions.

**PANEL MATERIAL OPTIONS**

Please indicate **A, B, C, D and E**, as desired, to correspond with materials listed on page 1, by marking the appropriate letter in the space provided for the desired material. Panel material options can be found on pages 2 through 7. Shaded boxes indicate material configurations that are not available.

**STAINLESS STEEL**

	Sandstone finish	Seastone finish	Linen finish	Diamond finish	Mist finish	Mirror finish	Satin finish	Silk finish
No Pattern								
<b>Impression Patterns</b>								
Champagne								
Chardonnay								
Dallas								
Denver								
Dune								
Kalahari								
<b>Eco-Etch Patterns</b>								
City Lights								
Current								
Dash								
Flicker								
Glacier								
Mica								
Reeds								
Seagrass								
Sequence								
Silkworm								
Stacks								
Stripe								
Thatch								
Trace								
<b>Fusion Patterns</b>								
Carbon								
Cinch								
Mesa								
Moraine								

**NOTES**

---



---



---



---



---



---

PANEL MATERIAL OPTIONS (continued)

Please indicate **A, B, C, D and E**, as desired, to correspond with materials listed on page 1, by marking the appropriate letter in the space provided for the desired material. Panel material options can be found on pages 2 through 7. Shaded boxes indicate material configurations that are not available.

FUSED METAL

	Fused Bronze						Fused Graphite						Fused Nickel Bronze					
	Sandstone finish	Seastone finish	Linen finish	Diamond finish	Mirror finish	Satin finish	Sandstone finish	Seastone finish	Linen finish	Diamond finish	Mirror finish	Satin finish	Sandstone finish	Seastone finish	Linen finish	Diamond finish	Mirror finish	Satin finish
No Pattern																		
<b>Impression Patterns</b>																		
Champagne																		
Chardonnay																		
Dallas																		
Denver																		
Dune																		
Kalahari																		
<b>Eco-Etch Patterns</b>																		
City Lights																		
Current																		
Dash																		
Flicker																		
Glacier																		
Mica																		
Reeds																		
Seagrass																		
Sequence																		
Silkworm																		
Stacks																		
Stripe																		
Thatch																		
Trace																		
<b>Fusion Patterns</b>																		
Carbon																		
Cinch																		
Mesa																		
Moraine																		

NOTES

---



---

PANEL MATERIAL OPTIONS (continued)

Please indicate **A, B, C, D and E**, as desired, to correspond with materials listed on page 1, by marking the appropriate letter in the space provided for the desired material. Panel material options can be found on pages 2 through 7. Shaded boxes indicate material configurations that are not available.

FUSED METAL

	Fused Nickel Silver						Fused White Gold					
	Sandstone finish	Seastone finish	Linen finish	Diamond finish	Mirror finish	Satin finish	Sandstone finish	Seastone finish	Linen finish	Diamond finish	Mirror finish	Satin finish
No Pattern												
<b>Impression Patterns</b>												
Champagne												
Chardonnay												
Dallas												
Denver												
Dune												
Kalahari												
<b>Eco-Etch Patterns</b>												
City Lights												
Current												
Dash												
Flicker												
Glacier												
Mica												
Reeds												
Seagrass												
Sequence												
Silkworm												
Stacks												
Stripe												
Thatch												
Trace												
<b>Fusion Patterns</b>												
Carbon												
Cinch												
Mesa												
Moraine												

NOTES

---



---



---

**PANEL MATERIAL OPTIONS** *(continued)*

Please indicate **A, B, C, D and E**, as desired, to correspond with materials listed on page 1, by marking the appropriate letter in the space provided for the desired material. Panel material options can be found on pages 2 through 7. Shaded boxes indicate material configurations that are not available.

**LINQ**

	Stainless Steel		Brass
	Natural	Patina	Natural
<b>CrossLinq Patterns</b>			
Echo			
Merge			
Rhythm			
Slope			
Sum			
Wave			

**NOTES**

---



---



---



---



---



---



---



---



---



---

**PANEL MATERIAL OPTIONS** *(continued)*

Please indicate **A, B, C, D and E**, as desired, to correspond with materials listed on page 1, by marking the appropriate letter in the space provided for the desired material. Panel material options can be found on pages 2 through 7. Shaded boxes indicate material configurations that are not available.

**BONDED METAL & BONDED QUARTZ**

	Bonded Metal						Bonded Quartz	
	Bonded Aluminum, Natural	Bonded Aluminum, Dark	Bonded Bronze, Natural	Bonded Bronze, Dark	Bonded Nickel Silver, Natural	Bonded Nickel Silver, Dark	Bonded White	Bonded Charcoal
Austin								
Carbon*								
Champagne*								
Chardonnay*								
Charleston								
Crinkle*								
Current								
Dash								
Delta								
Dune*								
Glint								
Grass								
Herringbone								
Kalahari*								
Loft								
Mara*								
Rain								
Sahara								
Talus								
Terrane								
Tilt								
Trevia								
Undercurrent								
Vancouver								
Waterfall*								

**NOTES**

---



---



---



---



---



---

**PANEL MATERIAL OPTIONS** *(continued)*

Please indicate **A, B, C, D and E**, as desired, to correspond with materials listed on page 1, by marking the appropriate letter in the space provided for the desired material. Panel material options can be found on pages 2 through 7.

**ELEMENTAL METAL**

	Ice finish
Elemental Carbon	

**WOOD VENEER**

Standard Wood Veneers					Premium Wood Veneers			
American Cherry	American Cherry with Dark Mahogany Stain	American Walnut	Bamboo	White Birch	Australian Lacewood	Birdseye Maple	Walnut Burl	Wenge

**VIVIDGLASS**

When selecting VividGlass, please complete a separate Design Guide for your glass selection.

ViviChrome		Vivi-Graphix	ViviSpectra				ViviStone						ViviStrata	ViviTela
Chromis	Scribe	Graphica	Elements	Spectrum	VEKTR	Zoom	Abalone Onyx	Cream Onyx	Honey Onyx	Opal Onyx	Pearl Onyx	White Onyx	Layers	Mesh

Finish:  Standard  Pearlex  Pearlex+ (ViviChrome Scribe, ViviSpectra VEKTR, ViviTela Mesh only)  Opalex (ViviChrome Chromis only)

VividGlass Part Number (if available): \_\_\_\_\_

**LightPlane Panels**

LightPlane Panels are available when VividGlass or Levels Kiln Cast Glass is selected.

Not selected  Yes (please indicate panel letters): \_\_\_\_\_

**BERMANGLOSS**

When selecting BermanGlass, Capture panel frames must be used. Multiple design options are available for BermanGlass Levels Kiln Cast Glass. Please complete a separate Design Guide for your glass selection.

Levels Kiln Cast Glass	
------------------------	--

BermanGlass Part Number (if available): \_\_\_\_\_

**CUSTOM MATERIAL**

When selecting custom materials, please provide additional information.

Material	Panel(s)

**BASES**

Please select one material for the bases. Shaded boxes indicate material configurations that are not available.

**Base Material**

	Sandstone finish	Seastone finish	Linen finish	Diamond finish	Mist finish	Mirror finish	Satin finish	Silk finish
Stainless Steel								
Fused Bronze								
Fused Graphite								
Fused Nickel Bronze								
Fused Nickel Silver								
Fused White Gold								

**EXTRUSIONS, COVERS, FRAMES AND REVEALS**

**Outside Corner Extrusions, Inside Corner Extrusions, and End Stops**

Please select one color for outside corner extrusions, inside corner extrusions and end stops.

- Clear Anodized Aluminum
- Black Anodized Aluminum
- Antique Bronze Anodized Aluminum

For an upcharge, you can specify Stainless Steel or Fused Metal covers for corner extrusions and end stops. If you would like this option, please indicate the desired Stainless Steel or Fused Metal material and finish below.

Material and Finish: \_\_\_\_\_

**Panel Frames**

Please select one color for the panel frames.

- Clear Anodized Aluminum
- Black Anodized Aluminum
- Antique Bronze Anodized Aluminum

**Reveals**

Reveals come standard in black. Stainless Steel and Fused Metal reveals are available for an upcharge. Please select one reveal option below.

- Standard Black
- Material and Finish: \_\_\_\_\_

**NOTES**

---



---



---



---



---



---