

PROJECT NAME: \_\_\_\_\_

DATE: \_\_\_\_\_

JOB LOCATION: \_\_\_\_\_

COMPANY: \_\_\_\_\_

PLEASE USE ADOBE READER OR ADOBE ACROBAT TO FILL OUT AND SAVE FORM. USING OTHER PROGRAMS COULD RESULT IN UNSAVED DATA.

**MODEL**

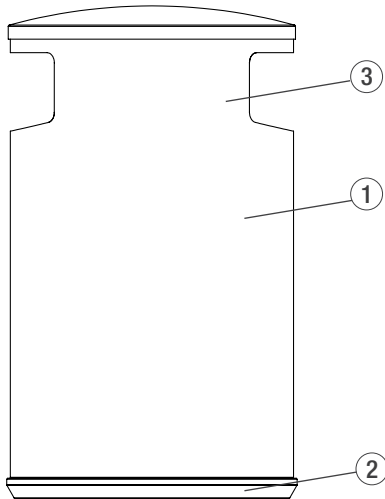
**QUANTITY**

**MODEL**

_____	SLUNN-30SSS	Universal Receptacle, 30 gallon, side opening, standard opening / standard opening
_____	SLUNN-30SSR	Universal Receptacle, 30 gallon, side opening, standard opening / round opening
_____	SLUNN-30SRR	Universal Receptacle, 30 gallon, side opening, round opening / round opening

**OPTIONS**

**FIG 1: UNIVERSAL RECEPTACLE, 30 GALLON,  
SIDE OPENING, STANDARD OPENING /  
STANDARD OPENING**



①

**Body Finish & Pattern Options**

Place an "x" in one box for your body finish/pattern combination.

		Patterns							
		no pattern	Horizon Eco-Etch*	Pinstripe Eco-Etch*	Prism Eco-Etch*	Dune Impression*	Fade Perforation*	Fall Perforation*	Scape Perforation*
Finishes	Stainless Steel, Sandstone								
	Stainless Steel, Seastone								
	Stainless Steel, Linen								
	Stainless Steel, Diamond								
	Stainless Steel, Satin								

\*Add \$75 per receptacle

2

**Base Material Options**

Please select **one** option below.

- Polyethylene, Slate
- Concrete, Black Sand\*

\*Add \$90 per receptacle

**Installation Options**

Please select **one** option below.

- Freestanding (with levelers)
- Surface mount (with levelers - mounting hardware included)

**Lid Tether**

Please select **one** option below.

- Lid Tether  Yes\*  No

\*Add \$20 per receptacle

**Number of Liners**

Please select **one** option below.

Note: Side opening receptacles can have one full liner or two half liners with an internal baffle.

- One full liner
- Two half liners\* (includes internal baffle)

\*Add \$80 per receptacle

**Liner Options**

Please select **one** option below.

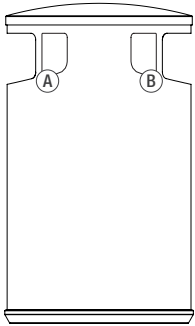
- Bag straps  Yes  No
- Drain holes  Yes  No

3

**Graphic Message & Background Color Options**

Please select a message and color for Graphic A for single-stream models, or both Graphic A and B for split-stream models. **NOTE:** All letters and symbols are white; specified color is for the graphic's background. Please see **Figure 2**, on Page 4 for graphic examples.

**Side opening, standard opening / standard opening**



**Graphic A Message**

- no graphic
- litter\*
- landfill\*
- recycling
- bottles & cans
- paper
- compost

**Graphic A Background Color**

- black
- blue
- green

**Graphic B Message**

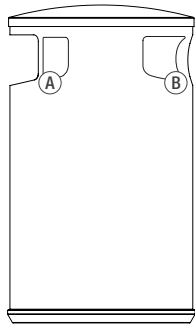
- no graphic
- litter\*
- landfill\*
- recycling
- bottles & cans
- paper
- compost

**Graphic B Background Color**

- black
- blue
- green

\*Note: Litter and Landfill graphics are only available in black background color.

**Side opening, standard opening / round opening**



**Graphic A Message**

- no graphic
- litter\*
- landfill\*
- recycling
- bottles & cans
- paper
- compost

**Graphic A Background Color**

- black
- blue
- green

**Graphic B Message**

- no graphic
- recycling
- bottles & cans

**Graphic B Background Color**

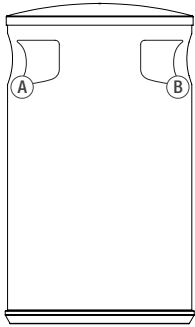
- black
- blue
- green

\*Note: Litter and Landfill graphics are only available in black background color.

**Graphic Message & Background Color Options (continued)**

Please select a message and color for Graphic A for single-stream models, or both Graphic A and B for split-stream models. **NOTE:** All letters and symbols are white; specified color is for the graphic's background. Please see **Figure 2**, below.

**Side opening, round opening / round opening**



**Graphic A Message**

- no graphic
- recycling
- bottles & cans

**Graphic A Background Color**

- black
- blue
- green

**Graphic B Message**

- no graphic
- recycling
- bottles & cans

**Graphic B Background Color**

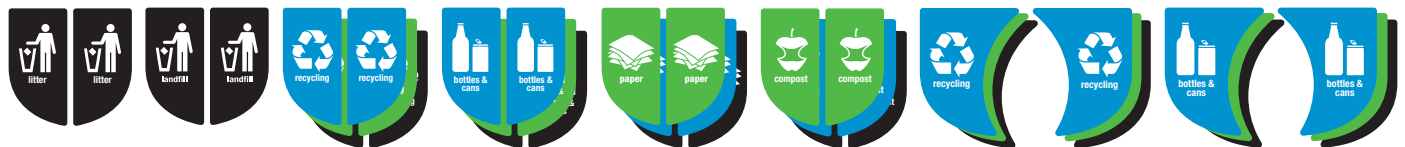
- black
- blue
- green

**FIG. 2: GRAPHIC EXAMPLES**

**Top-Opening Graphics**



**Side-Opening Graphics**



**NOTES**

---



---



---

Please send completed forms to [sales@forms-surfaces.com](mailto:sales@forms-surfaces.com) or contact us at 800.451.0410 with any questions.