

PROJECT NAME: _____

DATE: _____

JOB LOCATION: _____

COMPANY: _____

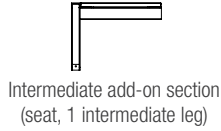
PLEASE USE ADOBE READER OR ADOBE ACROBAT TO FILL OUT AND SAVE FORM. USING OTHER PROGRAMS COULD RESULT IN UNSAVED DATA.

MODEL



Quantity:
 ____ 2 foot
 ____ 4 foot
 ____ 6 foot
 ____ 8 foot

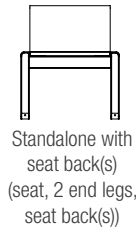
Standalone
(seat, 2 end legs)



Intermediate add-on section
(seat, 1 intermediate leg)

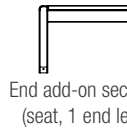
Quantity:
 ____ 2 foot; attaches to leg
 ____ 4 foot; attaches to leg
 ____ 6 foot; attaches to leg
 ____ 8 foot; attaches to leg

Quantity:
 ____ 2 foot; attaches to seat
 ____ 4 foot; attaches to seat
 ____ 6 foot; attaches to seat



Standalone with
seat back(s)
(seat, 2 end legs,
seat back(s))

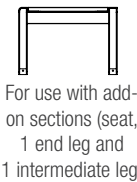
Quantity:
 ____ 2 foot, one seat back
 ____ 4 foot, two seat backs
 ____ 6 foot, three seat backs
 ____ 8 foot, four seat backs



End add-on section
(seat, 1 end leg)

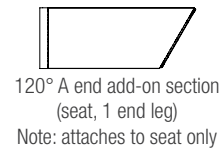
Quantity:
 ____ 2 foot; attaches to leg
 ____ 4 foot; attaches to leg
 ____ 6 foot; attaches to leg
 ____ 8 foot; attaches to leg

Quantity:
 ____ 2 foot; attaches to seat
 ____ 4 foot; attaches to seat
 ____ 6 foot; attaches to seat



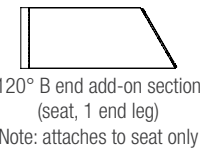
For use with add-
on sections (seat,
1 end leg and
1 intermediate leg)

Quantity:
 ____ 2 foot
 ____ 4 foot
 ____ 6 foot
 ____ 8 foot



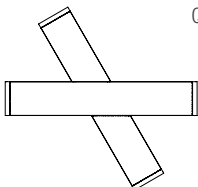
120° A end add-on section
(seat, 1 end leg)
Note: attaches to seat only

Quantity: ____



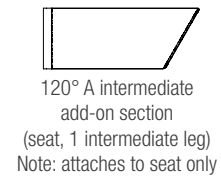
120° B end add-on section
(seat, 1 end leg)
Note: attaches to seat only

Quantity: ____



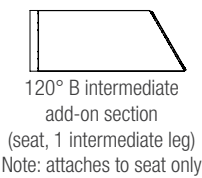
Oblique Configuration
(seat, 4 end legs)

Quantity: ____



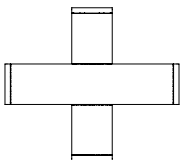
120° A intermediate
add-on section
(seat, 1 intermediate leg)
Note: attaches to seat only

Quantity: ____



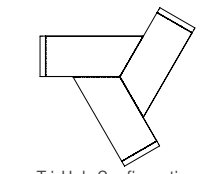
120° B intermediate
add-on section
(seat, 1 intermediate leg)
Note: attaches to seat only

Quantity: ____



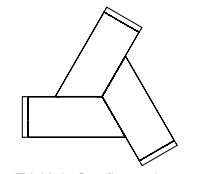
Cross Configuration
(seat, 4 end legs)

Quantity: ____



Tri-Hub Configuration,
120° A (seat, 3 end legs)

Quantity: ____



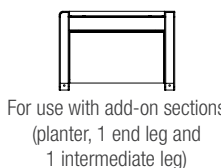
Tri-Hub Configuration,
120° B (seat, 3 end legs)

Quantity: ____



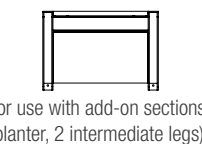
Standalone planter
(planter, 2 end legs)

Quantity: ____



For use with add-on sections
(planter, 1 end leg and
1 intermediate leg)

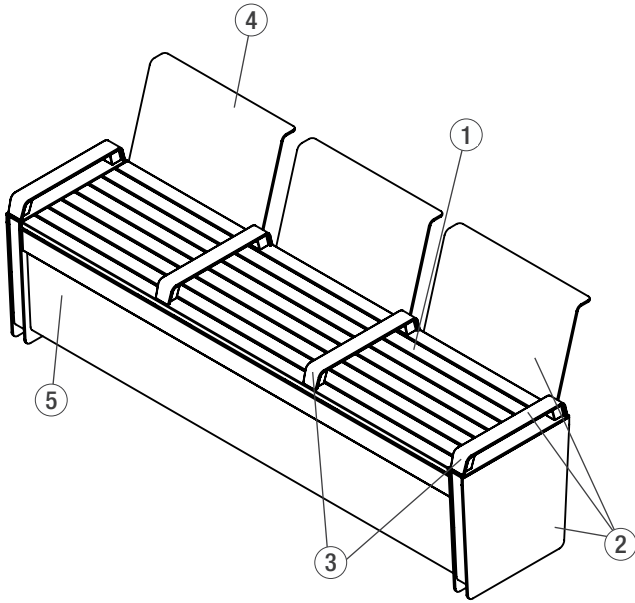
Quantity: ____



For use with add-on sections
(planter, 2 intermediate legs)

Quantity: ____

OPTIONS



1

Seat Material and Finish Options

Please select one material and applicable options.

Jatoba Slats (FSC License Code: FSC-C004453)

Aluminum Slats

Please select one powdercoat color option below.

Standard Texture/ Gloss from Forms+Surfaces Powdercoat Chart

- | | |
|---|---|
| <input type="checkbox"/> Aluminum Texture | <input type="checkbox"/> Dark Grey Metallic Texture |
| <input type="checkbox"/> Argento Texture | <input type="checkbox"/> Evergreen Texture |
| <input type="checkbox"/> Black Gloss | <input type="checkbox"/> Ink Blue Texture |
| <input type="checkbox"/> Black Texture | <input type="checkbox"/> Silver Texture |
| <input type="checkbox"/> Blue Texture | <input type="checkbox"/> Slate Gloss |
| <input type="checkbox"/> Bright Silver Gloss | <input type="checkbox"/> Slate Texture |
| <input type="checkbox"/> Cream Texture | <input type="checkbox"/> White Texture |
| <input type="checkbox"/> Dark Bronze Metallic Texture | |

Premium Texture from Forms+Surfaces Powdercoat Chart
(add \$200 per color/per order)

- | | |
|--|---|
| <input type="checkbox"/> Azure Texture | <input type="checkbox"/> Dark Corten Texture |
| <input type="checkbox"/> Lime Texture | <input type="checkbox"/> Light Corten Texture |

Custom RAL Powdercoat Color
(please call for pricing information)

RAL Color: _____

2

Frame Powdercoat Color

Please select one powdercoat color option below.

NOTE: Due to the inherent nature of metal castings, gloss powdercoats are not offered for cast components.

Standard Texture from Forms+Surfaces Powdercoat Chart

- | | |
|---|---|
| <input type="checkbox"/> Aluminum Texture | <input type="checkbox"/> Dark Grey Metallic Texture |
| <input type="checkbox"/> Argento Texture | <input type="checkbox"/> Evergreen Texture |
| <input type="checkbox"/> Black Texture | <input type="checkbox"/> Ink Blue Texture |
| <input type="checkbox"/> Blue Texture | <input type="checkbox"/> Silver Texture |
| <input type="checkbox"/> Cream Texture | <input type="checkbox"/> Slate Texture |
| <input type="checkbox"/> Dark Bronze Metallic Texture | <input type="checkbox"/> White Texture |

Premium Texture from Forms+Surfaces Powdercoat Chart

(add \$200 per color/per order)

- | |
|---|
| <input type="checkbox"/> Azure Texture |
| <input type="checkbox"/> Lime Texture |
| <input type="checkbox"/> Dark Corten Texture |
| <input type="checkbox"/> Light Corten Texture |

Custom RAL Powdercoat color

(please call for pricing information)

RAL Color: _____

3

Seat Divider Options

Please select **all** seat divider options that apply below.

- No seat divider
- One intermediate seat divider per 2-foot bench section
Quantity _____ (Add \$75 per intermediate seat divider)
- End seat divider(s)
Quantity _____ (Add \$75 per end seat divider)
Placement Notes: _____

4

Seat Backs

Please select **one** seat back option below. Please note that seat backs cannot be placed at all connection points

- No seat back
- One seat back per 2-foot bench section
Quantity _____ (Add \$175 per seat back)
Placement Notes: _____

LED Accent Light

Please select **one** accent light option below.

- No LED accent light
 - LED accent light
 - 2-foot bench
Quantity _____
 - 4-foot bench
Quantity _____
 - 6-foot bench
Quantity _____
 - 8-foot bench
Quantity _____
 - 120° A bench
Quantity _____
 - 120° B bench
Quantity _____
- LED color temperature
(please select **one** LED option below)
- 3000K
 - 4000K

Notes: _____

Mounting Options

Please select **one** mounting option below.

- Surface mount**
(**required** for configurations with seat backs or accent lighting)
- Freestanding**
- Wall-top***

*Not all options are available for wall-top mounting, contact us to discuss your project's specific requirements

5

Side Panel Options

Please select **one** side panel option below. Note: two side panels are required for each planter module.

No Side Panels

VividGlass Side Panel

(see Product Data Sheet for pricing)

- 2-foot bench
Quantity _____
- 4-foot bench
Quantity _____
- 6-foot bench
Quantity _____
- 8-foot bench
Quantity _____

- 120° A bench
Quantity _____
- 120° B bench
Quantity _____
- Planter
Quantity _____

Standard Glass Pattern Options

(please select **one** standard pattern below)

- Briar pattern in Mint
- Briar pattern in White
- Thicket pattern in Olive
- Thicket pattern in White
- Current pattern (horizontal) in White
- Current pattern (vertical) in Spring

Stainless Steel Side Panel

(see Product Data Sheet for pricing)

- 2-foot bench
Quantity _____
- 4-foot bench
Quantity _____
- 6-foot bench
Quantity _____
- 8-foot bench
Quantity _____

- 120° A bench
Quantity _____
- 120° B bench
Quantity _____
- Planter
Quantity _____

Stainless Steel Perforation Options

(add \$50 per panel)

- No Pattern
- Code
- Data
- Rainfall
- Gust

Stainless Steel Finish Options

(please select **one** standard finish below)

- Sandstone
- Diamond
- Satin

Standard Texture/ Gloss from Forms+Surfaces Powdercoat Chart

(add \$50 per panel)

- | | |
|---|---|
| <input type="checkbox"/> Aluminum Texture | <input type="checkbox"/> Dark Grey Metallic Texture |
| <input type="checkbox"/> Argento Texture | <input type="checkbox"/> Evergreen Texture |
| <input type="checkbox"/> Black Gloss | <input type="checkbox"/> Ink Blue Texture |
| <input type="checkbox"/> Black Texture | <input type="checkbox"/> Silver Texture |
| <input type="checkbox"/> Blue Texture | <input type="checkbox"/> Slate Gloss |
| <input type="checkbox"/> Bright Silver Gloss | <input type="checkbox"/> Slate Texture |
| <input type="checkbox"/> Cream Texture | <input type="checkbox"/> White Texture |
| <input type="checkbox"/> Dark Bronze Metallic Texture | |

Premium Texture from Forms+Surfaces Powdercoat Chart

(add \$200 per color/per order)

- Azure Texture
- Lime Texture
- Dark Corten Texture
- Light Corten Texture

Custom RAL Powdercoat Color

(please call for pricing information)

- RAL Color: _____

NOTES

Please send completed forms to sales@forms-surfaces.com or contact us at **800.451.0410** with any questions.