



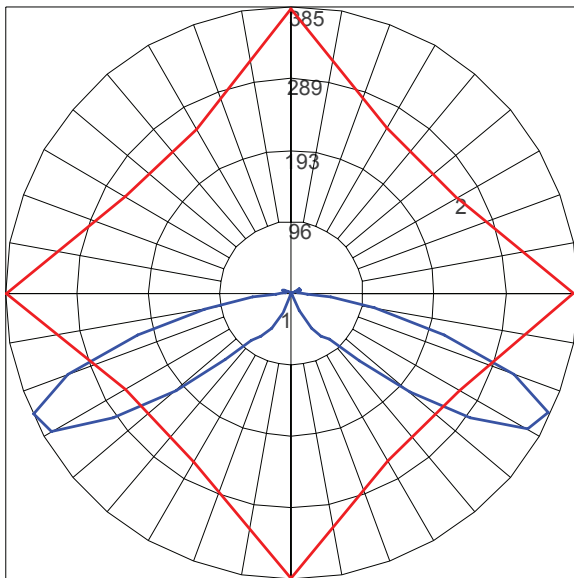
CORDIA™ BOLLARD

LAMP DESCRIPTIONS

LED ENGINE	DESCRIPTION	COLOR TEMPERATURE	LUMINAIRE LUMENS*	B.U.G. RATINGS
3000K LED	35W	3000K	873	B1-U2-G1
4000K LED	35W	4000K	988	B1-U2-G1

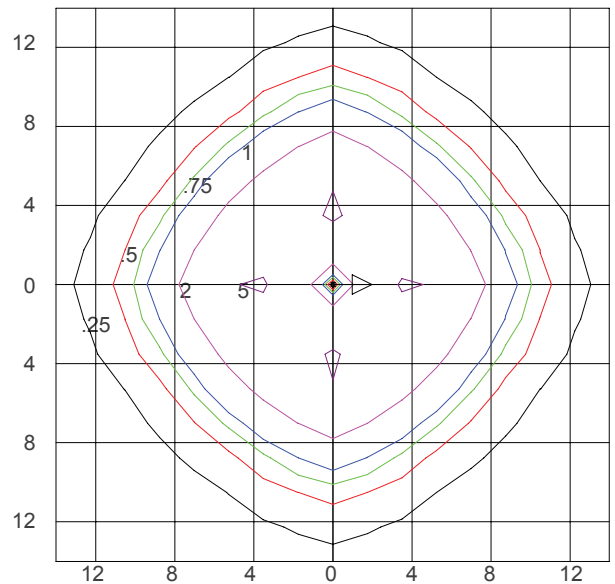
*Luminaire lumens represents the absolute photometry for the luminaire, and indicates the lumens out of the entire fixture.

POLAR CANDELA PLOT (35W LED, 3000K)



Maximum Candela = 385.2; Located at Horizontal Angle = 270; Vertical Angle = 65
 #1 - Vertical Plane Through Horizontal Angles (270 - 90) (Through Max. Cd.)
 #2 - Horizontal Cone Through Vertical Angle (65) (Through Max Cd.)

ISOFOOTCANDLE PLOT (35W LED, 3000K)

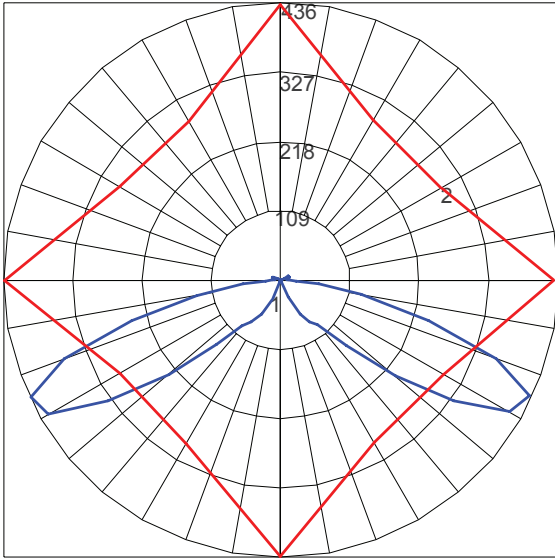


Isofootcandle Plot shows light distribution pattern at ground level with LED chip with no shield. Readings have been taken assuming the photometric center of the luminaire to be 3.15 feet above ground level. IES files for standard lamps are available on our website.



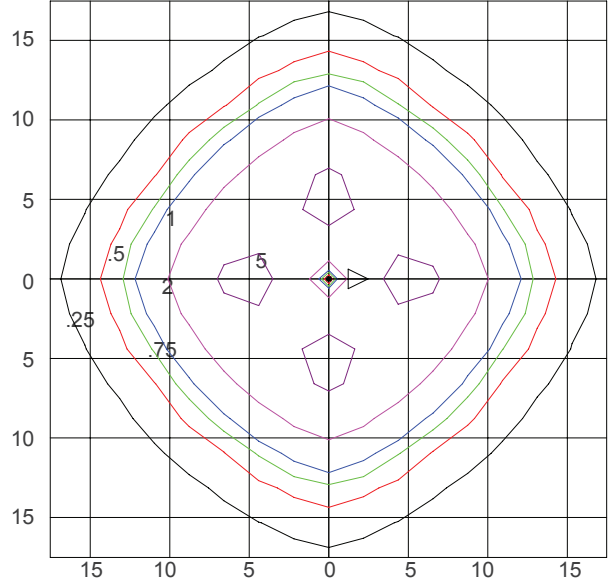
CORDIA™ BOLLARD

POLAR CANDELA PLOT (35W LED, 4000K)



Maximum Candela = 435.7; Located at Horizontal Angle = 270; Vertical Angle = 65
 #1 - Vertical Plane Through Horizontal Angles (270 - 90) (Through Max. Cd.)
 #2 - Horizontal Cone Through Vertical Angle (65) (Through Max Cd.)

ISOFOOTCANDLE PLOT (35W LED, 4000K)



Isofootcandle Plot shows light distribution pattern at ground level with LED chip with no shield. Readings have been taken assuming the photometric center of the luminaire to be 3.15 feet above ground level. IES files for standard lamps are available on our website.