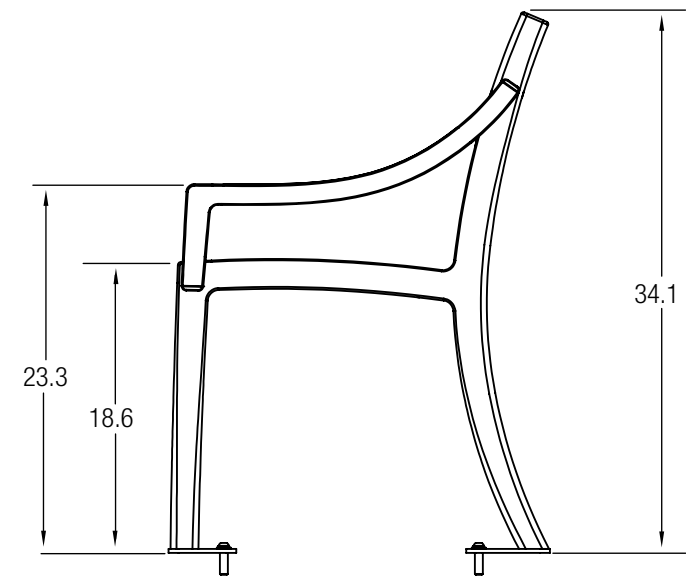
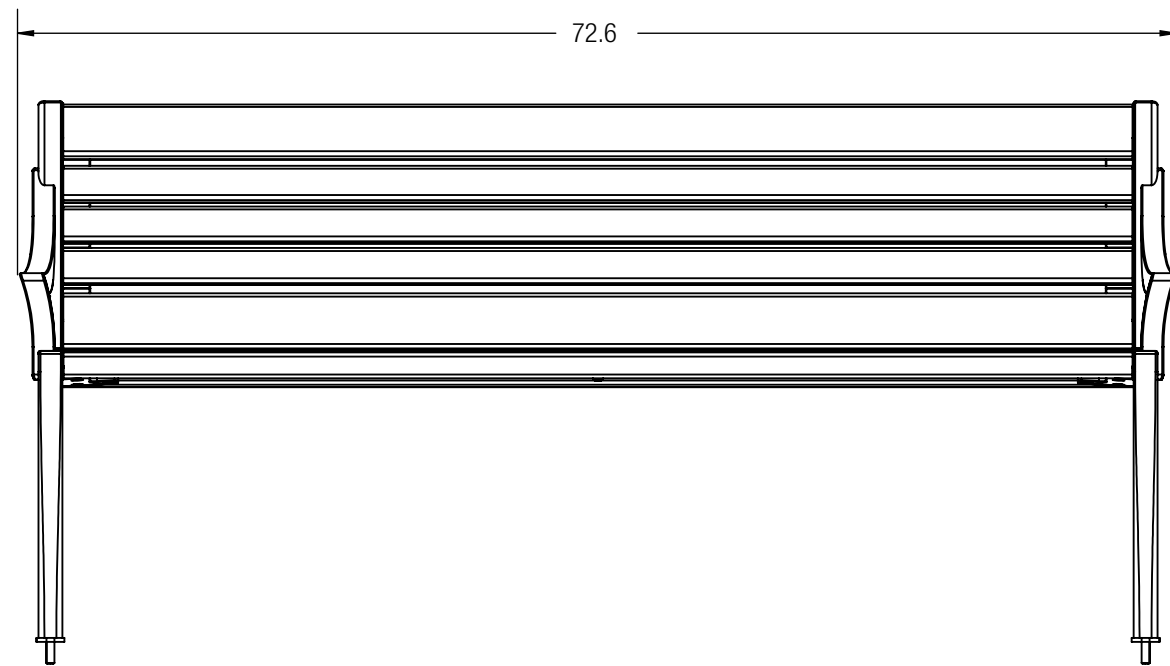
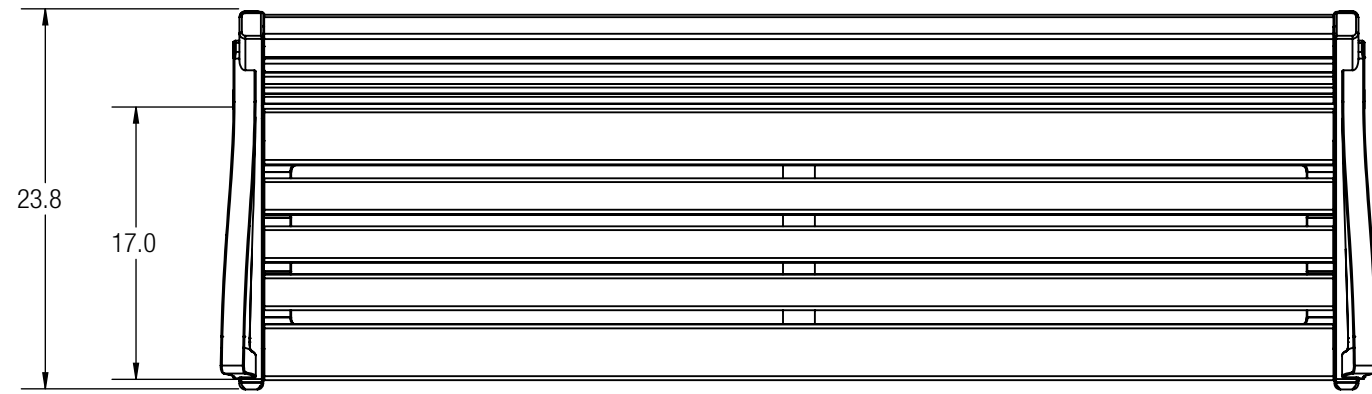


8 7 6 5 4 3 2 1



D  
C  
B  
A

D  
C  
B  
A

CUSTOMER APPROVAL:

X \_\_\_\_\_

DATE:

X \_\_\_\_\_

UNLESS OTHERWISE SPECIFIED, DIMENSIONS ARE IN INCHES

TOLERANCES (UNLESS OTHERWISE SPECIFIED):  
 FRACTIONAL: ±1/32  
 ANGULAR/BEND: ±1°  
 TWO PLACE DECIMAL ±.030  
 THREE PLACE DECIMAL ±.020

MATERIAL: SEE DATA SHEET

FINISH: SEE DATA SHEET

WEIGHT: 144 LBS

SOURCE: MDW

SCALE: N.T.S.

**FORMS+SURFACES**® 30 Pine Street, Pittsburgh, PA 15223  
 Tel (412) 781-9003 Fax (412) 781-7840

NAME	DATE
DWN	EK 01/31/2014

DO NOT SCALE DRAWING

PROPRIETARY AND CONFIDENTIAL  
 THE INFORMATION CONTAINED IN THIS DRAWING IS THE SOLE PROPERTY OF FORMS + SURFACES. ANY REPRODUCTION IN PART OR AS A WHOLE WITHOUT WRITTEN PERMISSION IS PROHIBITED.

**CORDIA BENCH, BACKED ALUMINUM, SURFACE MOUNT SBCOR-72BA**

SIZE	DWG. NO.	REV	SHEET
B	SBCOR-72BA SM	0	1 OF 1

8 7 6 5 4 3 2 1

PRINTED: 9/18/2013