


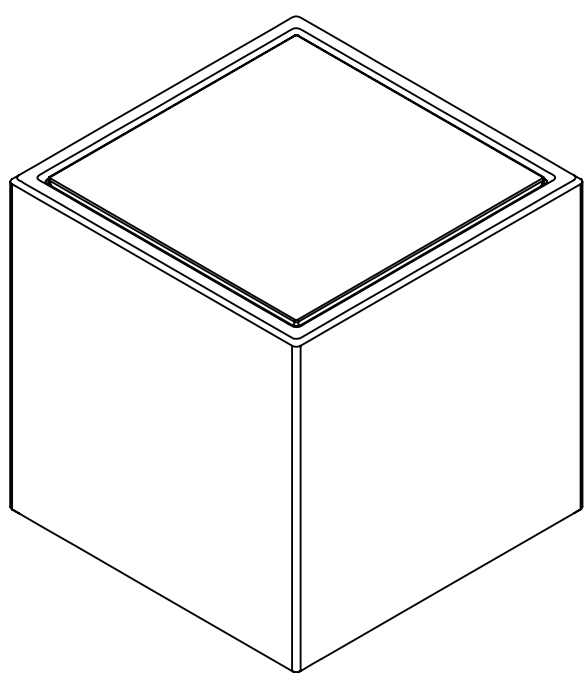
8 7 6 5 4 3 2 1

D  
C  
B  
A

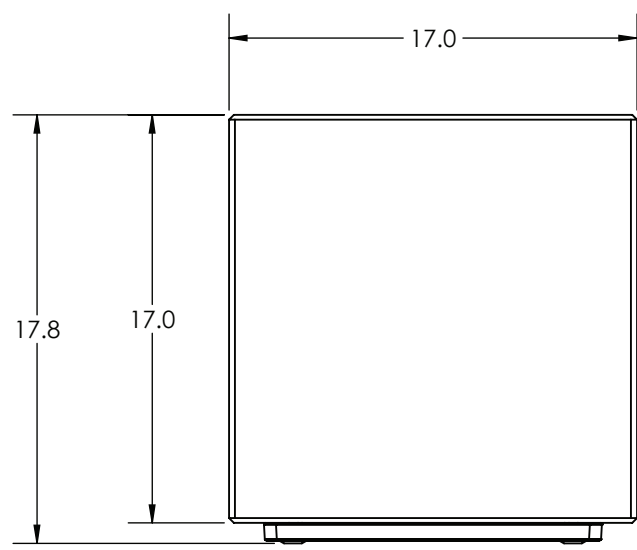
D  
C  
B  
A



TOP VIEW



ISOMETRIC VIEW



FRONT VIEW

CUSTOMER APPROVAL:

X \_\_\_\_\_

DATE:

X \_\_\_\_\_

<p><b>UNLESS OTHERWISE SPECIFIED:</b>                  1. PRIMARY DIM. ARE IN INCHES &amp; SECONDARY [DIM] IN MM                  2. TOLERANCES                  FRACTIONAL: <math>\pm 1/32</math>; ANGULAR/BEND: <math>\pm 1^\circ</math>                  TWO PLACE DECIMAL <math>\pm .030</math>                  THREE PLACE DECIMAL <math>\pm .020</math>                  3. REMOVE ALL BURRS AND SHARP EDGES</p> <p> THIRD ANGLE PROJECTION</p> <p>MATERIAL: SEE DATA SHEET</p> <p>FINISH: SEE DATA SHEET</p> <p>WEIGHT: SEE DATA SHEET</p> <p>SCALE: NOT TO SCALE</p>	<p> <b>FORMS+SURFACES</b> 30 Pine Street, Pittsburgh, PA 15223                  Tel (412) 781-9003 Fax (412) 781-7840</p>			<p>DESCRIPTION:</p> <p><b>QUADRA SEATING SYSTEM</b>  <b>17"X17", TENSL INSET</b></p>		
	NAME	DATE				
	DWN	KAS				10/08/18
	CHK					
<p>PROPRIETARY AND CONFIDENTIAL</p> <p>THE INFORMATION CONTAINED IN THIS DRAWING IS THE SOLE PROPERTY OF FORMS + SURFACES. ANY REPRODUCTION IN PART OR AS A WHOLE WITHOUT WRITTEN PERMISSION IS PROHIBITED.</p>		SIZE	DWG. NO.	REV	SHEET	
		B	SBQUA-17T	0	1 OF 1	

8 7 6 5 4 3 2 1