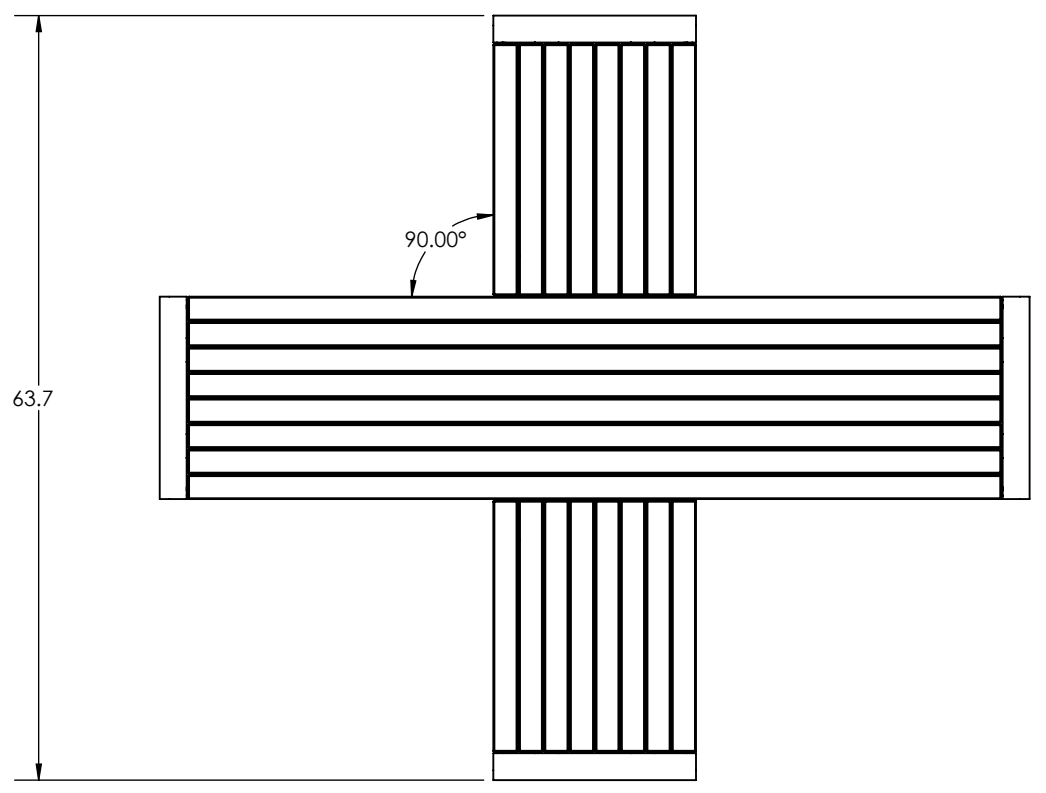


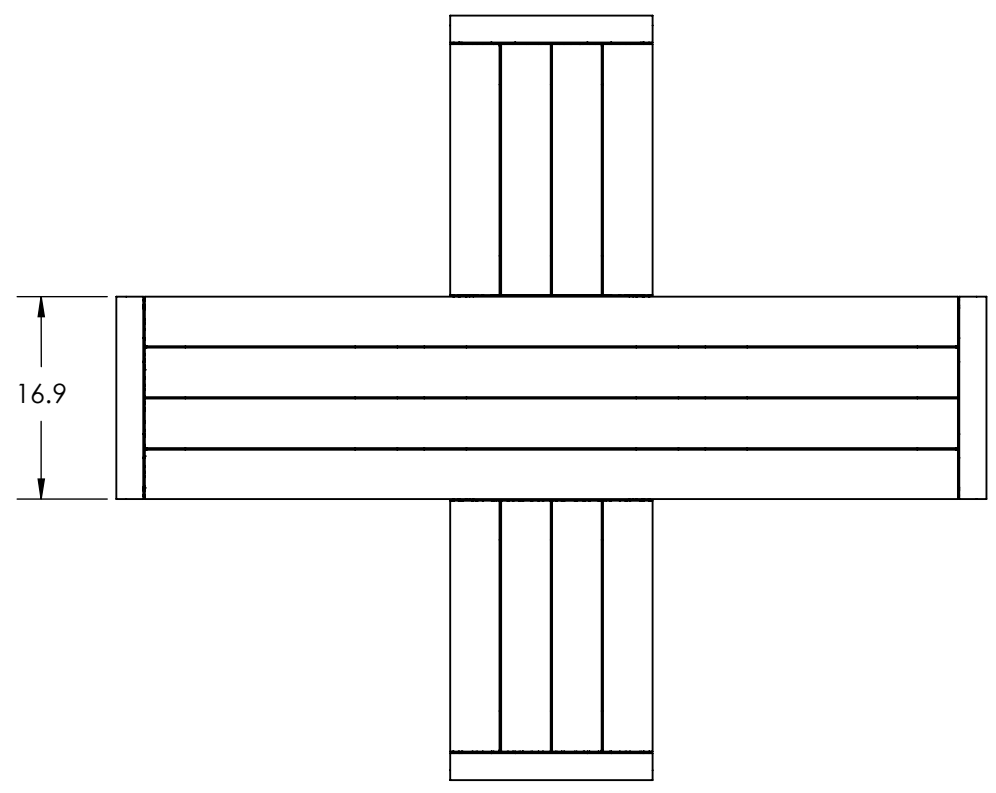
8 7 6 5 4 3 2 1

D

D



TOP VIEW - WOOD SLAT



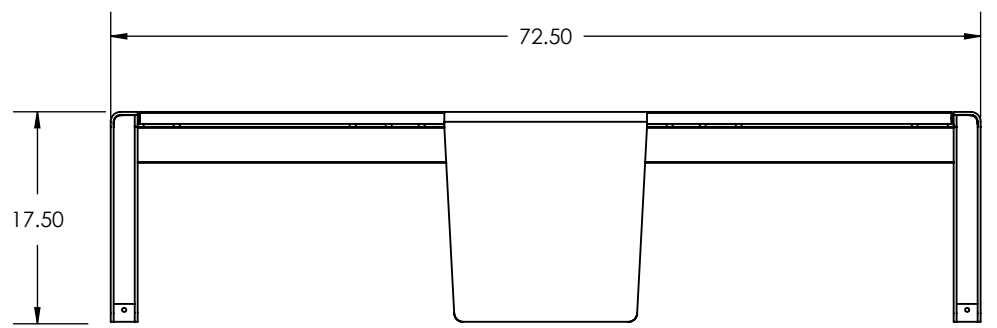
TOP VIEW - ALUMINUM SLAT

C

C

B

B



FRONT VIEW

CUSTOMER APPROVAL:

X _____

DATE:

X _____

A

A

UNLESS OTHERWISE SPECIFIED, DIMENSIONS ARE IN INCHES

TOLERANCES (UNLESS OTHERWISE SPECIFIED):
 FRACTIONAL: ±1/32
 ANGULAR/BEND: ±1°
 TWO PLACE DECIMAL ±.030
 THREE PLACE DECIMAL ±.020

MATERIAL: SEE DATA SHEET
 FINISH: SEE DATA SHEET
 WEIGHT: 166.01 LBS.
 SOURCE: -
 SCALE: N.T.S.

FORMS+SURFACES® 30 Pine Street, Pittsburgh, PA 15223
 Tel (412) 781-9003 Fax (412) 781-7840

| NAME | DATE |
|------|----------------|
| DWN | MGJ 11/06/2014 |

VECTOR SEATING SYSTEM
 CROSS BENCH, FOUR END LEGS
 SBVTR-172A-2E-224A-1E
 SBVTR-172J-2E-224J-1E

| SIZE | DWG. NO. | REV | SHEET |
|------|---------------------|-----|--------|
| B | SBVTR-172-2E-224-1E | 0 | 1 OF 1 |

PROPRIETARY AND CONFIDENTIAL
 THE INFORMATION CONTAINED IN THIS DRAWING IS THE SOLE PROPERTY OF FORMS + SURFACES. ANY REPRODUCTION IN PART OR AS A WHOLE WITHOUT WRITTEN PERMISSION IS PROHIBITED.

8 7 6 5 4 3 2 1

PRINTED: 11/06/2014