




FULL SHEET PATTERN ORIENTATION



DETAIL 1:1



PROFILE 1:1



SWATCH

PART #: VGS3476

MATERIAL: VIVIGRAPHIX ELEMENTS

PATTERN: YUCCA BLUE

CONFIGURATION: REFLECT

SHEET SIZE: 60" X 120" X .300"

QTY: \_\_\_\_\_

APPROVED BY: \_\_\_\_\_

UNLESS OTHERWISE SPECIFIED, DIMENSIONS ARE IN INCHES		<b>FORMS+SURFACES®</b>		30 Pine Street, Pittsburgh, PA 15223 Tel (800) 451-0410 Fax(412) 781-7840	
TOLERANCES (UNLESS OTHERWISE SPECIFIED): FRACTIONAL: ±1/8 ANGULAR/BEND: ±1° TWO PLACE DECIMAL: ±.030 THREE PLACE DECIMAL: ±.020		NAME	DATE	DESCRIPTION:	
MATERIAL: VIVIGRAPHIX ELEMENTS		DWN	JS	VIVIDGLASS	
PATTERN: YUCCA BLUE		DO NOT SCALE DRAWING			
WEIGHT: -		PROPRIETARY AND CONFIDENTIAL			
SOURCE: -		THE INFORMATION CONTAINED IN THIS DRAWING IS THE SOLE PROPERTY OF FORMS+SURFACES. ANY REPRODUCTION IN PART OR AS A WHOLE WITHOUT WRITTEN PERMISSION IS PROHIBITED.		SIZE	DWG. NO.
SCALE: N.T.S				B	
				REV	SHEET
				000	1 OF 1