






FULL SHEET PATTERN ORIENTATION



DETAIL 1:1



PROFILE 1:1



SWATCH

PART #: VGS3417

MATERIAL: VIVIGRAPHIX ELEMENTS

PATTERN: YUCCA

CONFIGURATION: REFLECT

SHEET SIZE: 60" X 120" X .300"

QTY: _____

APPROVED BY: _____

UNLESS OTHERWISE SPECIFIED, DIMENSIONS ARE IN INCHES		FORMS+SURFACES [®]		30 Pine Street, Pittsburgh, PA 15223 Tel (800) 451-0410 Fax(412) 781-7840	
TOLERANCES (UNLESS OTHERWISE SPECIFIED): FRACTIONAL: ±1/8 ANGULAR/BEND: ±1° TWO PLACE DECIMAL: ±.030 THREE PLACE DECIMAL: ±.020		NAME	DATE	DESCRIPTION:	
MATERIAL: VIVIGRAPHIX ELEMENTS		DWN	JS	02/24/2012	
PATTERN: YUCCA		DO NOT SCALE DRAWING		VIVIDGLASS	
WEIGHT: -		PROPRIETARY AND CONFIDENTIAL		SIZE	DWG. NO.
SOURCE: -		THE INFORMATION CONTAINED IN THIS DRAWING IS THE SOLE PROPERTY OF FORMS+SURFACES. ANY REPRODUCTION IN PART OR AS A WHOLE WITHOUT WRITTEN PERMISSION IS PROHIBITED.		B	
SCALE: N.T.S		REV	000	SHEET	1 OF 1